



WESTERLY PUBLIC SCHOOLS

# **SCHOOL FEASIBILITY STUDY**

COMMUNITY MEETING – MARCH 26 & 30, 2022



# PROJECT PRIORITIZATION



# EDUCATIONAL ADEQUACY

	Dunn's Corner	Springbrook	State Street	Middle School	High School	Babcock Hall
Classrooms	<div><div></div></div>	<div><div></div><div></div></div>	<div><div></div><div></div></div>	<div><div></div></div>	<div><div></div></div>	<div><div></div><div></div></div>
Collaboration Spaces	<div><div></div></div>	<div><div></div></div>	<div><div></div></div>	<div><div></div></div>	<div><div></div></div>	<div><div></div></div>
Resources & Storage	<div><div></div></div>	<div><div></div></div>	<div><div></div></div>	<div><div></div></div>	<div><div></div></div>	<div><div></div></div>
Spaces for Extracurricular	<div><div></div></div>	<div><div></div></div>	<div><div></div></div>	<div><div></div></div>	<div><div></div></div>	<div><div></div></div>
Hands-On and PBL Opps	<div><div></div></div>	<div><div></div></div>	<div><div></div></div>	<div><div></div></div>	<div><div></div></div>	<div><div></div><div></div></div>
Flexible Furniture	<div><div></div></div>	<div><div></div></div>	<div><div></div></div>	<div><div></div></div>	<div><div></div></div>	<div><div></div></div>
Outdoor Spaces for Learning	<div><div></div></div>	<div><div></div></div>	<div><div></div></div>	<div><div></div></div>	<div><div></div></div>	<div><div></div></div>
	Excellent	Good	Fair	Poor	N/A	

# 2022 FACILITIES CONDITION ASSESSMENT

	40.48% FCI	29.99% FCI	40.53% FCI	13.16% FCI	22.25% FCI	22.25% FCI
	Dunn's Corner	Springbrook	State Street	Middle School	HS Ward Hall	Babcock Hall
Roof	Excellent	Fair	Good	Good	Fair	Good
Building Envelope	Fair	Good	Poor	Good	Fair	Fair
Structural	Good	Good	Good	Good	Fair	Good
Interior Construction	Poor	Good	Poor	Good	Good	Fair
HVAC Systems	Poor	Good	Poor	Good	Fair	Poor
Electrical System - Power	Poor	Good	Poor	Good	Good	Poor
Electrical System – Lighting	Good	Good	Good	Good	Good	Good
Plumbing Systems	Poor	Good	Poor	Good	Good	Poor
Fire Protection	Poor	Poor	Poor	Good	Good	Good
Technology System	Fair	Good	Fair	Good	Good	Good
Security System	Fair	Good	Poor	Good	Good	Fair
Conveying System	Fair	Good	N/A	Good	Fair	Fair
Site Conditions	Fair	Fair	Poor	Good	Good	Poor
Utilities	Fair	Fair	Fair	Good	Good	Fair
Code	Poor	Good	Fair	Excellent	Good	Good
Accessibility	Fair	Good	Fair	Good	Fair	Poor



# STATE STREET ELEMENTARY SCHOOL

## SITE ANALYSIS

**ZONE – HDR-6  
(HIGH DENSITY  
RESIDENTIAL-6)**

- SPECIAL PERMIT  
REQUIRED (NON-  
RESIDENTIAL USE)

**SETBACKS**

- 20' FRONT
- 25' REAR
- 10' SIDE
- 15' CORNER STREET



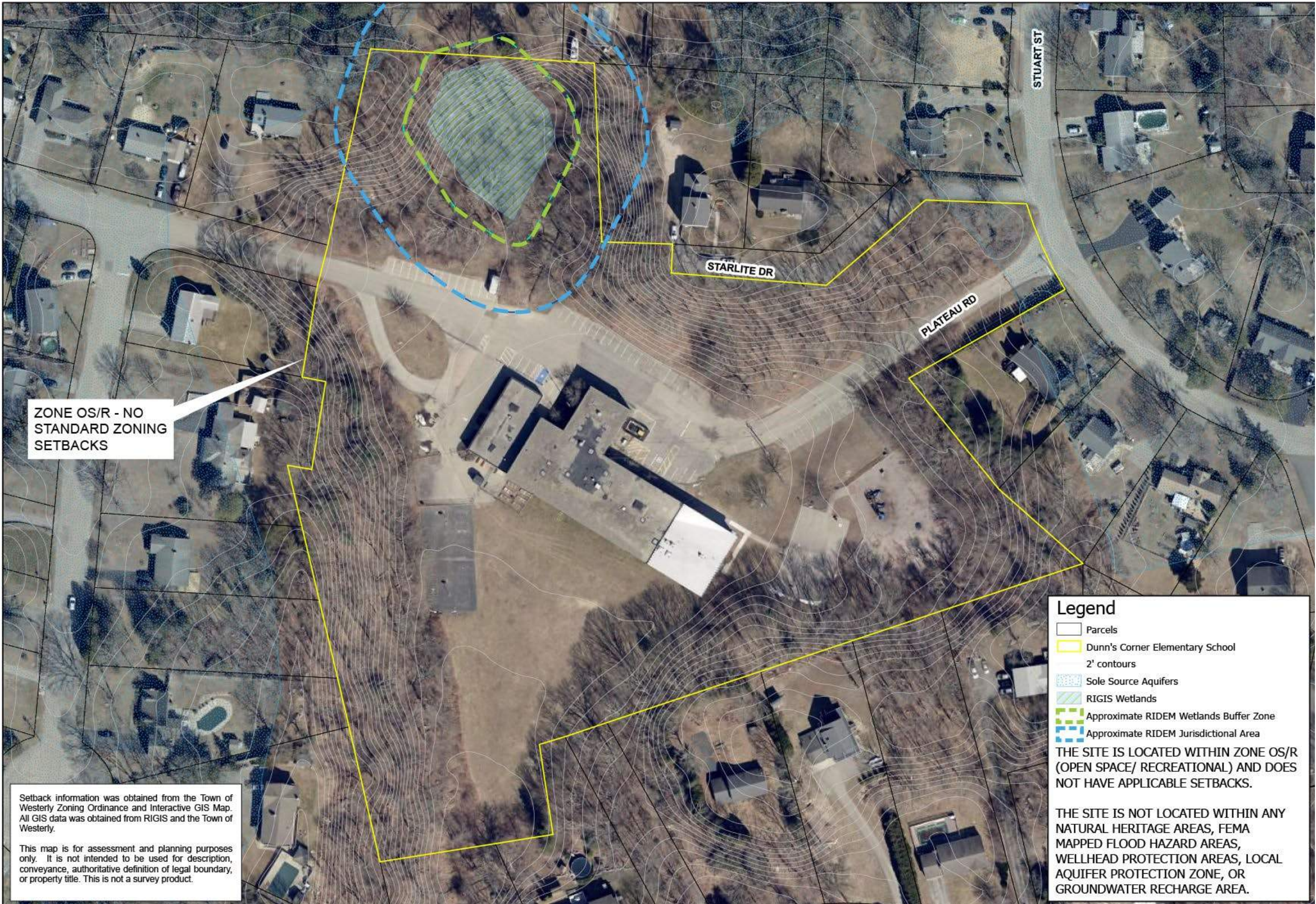


# DUNN'S CORNER ELEMENTARY SCHOOL

## SITE ANALYSIS

**ZONE – OS/R  
(OPEN SPACE/  
RECREATION**

- SPECIAL PERMIT  
REQUIRED





# SPRINGBROOK ELEMENTARY SCHOOL

## SITE ANALYSIS

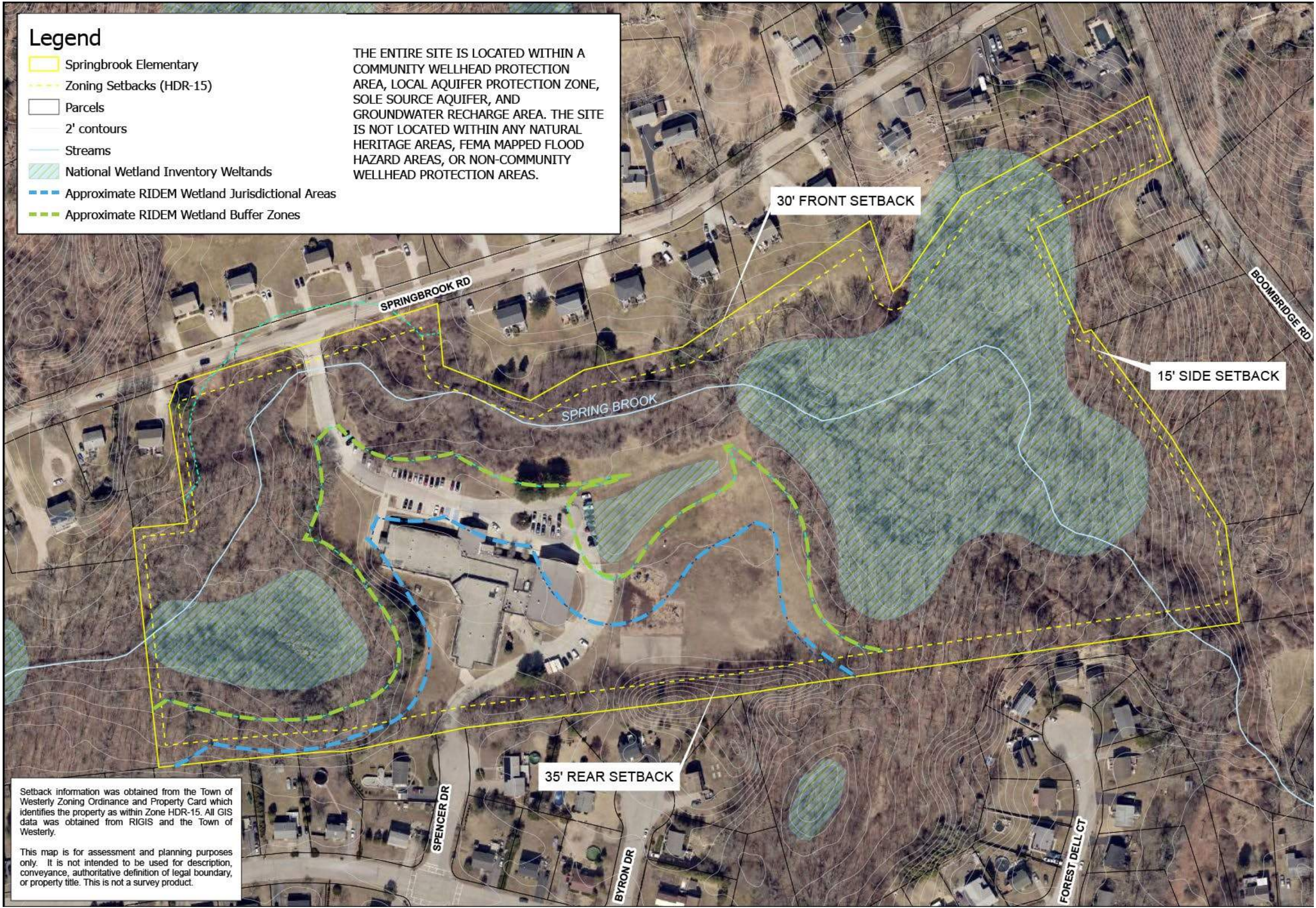
**ZONE – HDR-15 (HIGH DENSITY RESIDENTIAL 15)**

**SETBACKS**

- 30' FRONT
- 35' REAR
- 15' SIDE

**WETLANDS**

- RIDEM SPECIAL PERMIT
- SETBACKS TBD









# WESTERLY HIGH SCHOOL – WARD AND BABCOCK HALLS

## SITE ANALYSIS

### ZONE – HDR-6 (HIGH DENSITY RESIDENTIAL-6)

- SPECIAL PERMIT REQUIRED (NON-RESIDENTIAL USE)
- SETBACKS
  - 20 FRONT
  - 25' REAR
  - 10' SIDE
  - 15' CORNER STREET





# OPTIONS COMPARISON

	OPTION A	OPTION B	OPTION C	OPTION D	OPTION E
<b>State Street Elementary School</b>	Gr. K-4 Capital Projects	Gr. K-4 New 300 Student Elementary School	Close School Potential Future Community Use	Close School Potential Future Community Use	Close School Potential Future Community Use
<b>Dunn's Corner Elementary School</b>	Gr. K-4 Capital Projects	Gr. K-4 Renovations for Educational Adequacy & Capital Projects	Gr. K-4 150 Student Addition and Capital Projects	Gr. K-3 Renovations for Educational Adequacy & Capital Projects	Gr. PK-2 Small Addition and Capital Projects
<b>Springbrook Elementary School</b>	Gr. K-4 Capital Projects	Gr. K-4 Renovations for Educational Adequacy & Capital Projects	Gr. K-4 150 Student Addition and Capital Projects	Gr. K-3 Renovations for Educational Adequacy & Capital Projects	Gr. PK-2 Small Addition and Capital Projects
<b>Westerly Middle School</b>	Gr. 5-8 Capital Projects	Gr. 5-8 Priority Capital Projects	Gr. 5-8 Priority Capital Projects	Gr. 4-7 Priority Capital Projects	Gr. 3-6 Priority Capital Projects
<b>Westerly High School (Ward Hall)</b>	Gr. 9-12 Capital Projects	Gr. 9-12 Priority Capital Projects	Gr. 9-12 Priority Capital Projects	Gr. 9-12 Priority Capital Projects	Gr. 9-12 Priority Capital Projects
<b>Babcock Hall</b>	BOE, Pre-K, Gr. 9-12 Capital Projects	BOE, Pre-K, Gr. 9-12 Priority Capital Projects	BOE, Pre-K, Gr. 9-12 Priority Capital Projects	BOE, Pre-K, Gr. 8-12 Renovations for Separate 8 <sup>th</sup> Grade Academy & Capital Projects	Gr. 7-8 Renovations for Separate 7/8 <sup>th</sup> Grade Academy & Capital Projects



# OPTION B



**State Street Elementary (Gr. K-4)**  
**New 300-Student Elementary School**

- **Replace State Street Elementary**
- **Improvements for Educational Adequacy to**
  - **Dunn’s Corner Elementary**
  - **Springbrook Elementary**



**Dunn’s Corner Elementary (Gr. K-4)**  
**Create Pathfinder Space** 



**Springbrook Elementary (Gr. K-4)**  
**Create Pathfinder Space** 



**Westerly Middle School (Gr. 5-8)**  
**Priority Capital Projects**



**Babcock Hall (Pre-K, Gr. 9-12)**  
**Priority Capital Projects**



# OPTION B

OPTION B - NEW STATE STREET						
		STATE STREET	DUNN'S CORNER	SPRINGBROOK	MIDDLE SCHOOL	HIGH SCHOOL
GRADES		K-4	K-4	K-4	5-8	9-12+
EXISTING GSF		0	50,337	54,700	200,950	166,312
2022 ENROLLMENT		248	275	268	742	748
2032 ENROLLMENT		292	327	292	731	681
RIDE SF/STUDENT		180	178	180	162	201
RIDE GSF (2032)		52,560	58,206	52,560	118,422	136,881
DELTA (ADDITION SIZE)		52,560	7,869	(2,140)	(82,528)	(29,431)
CAFETERIA			4,100			



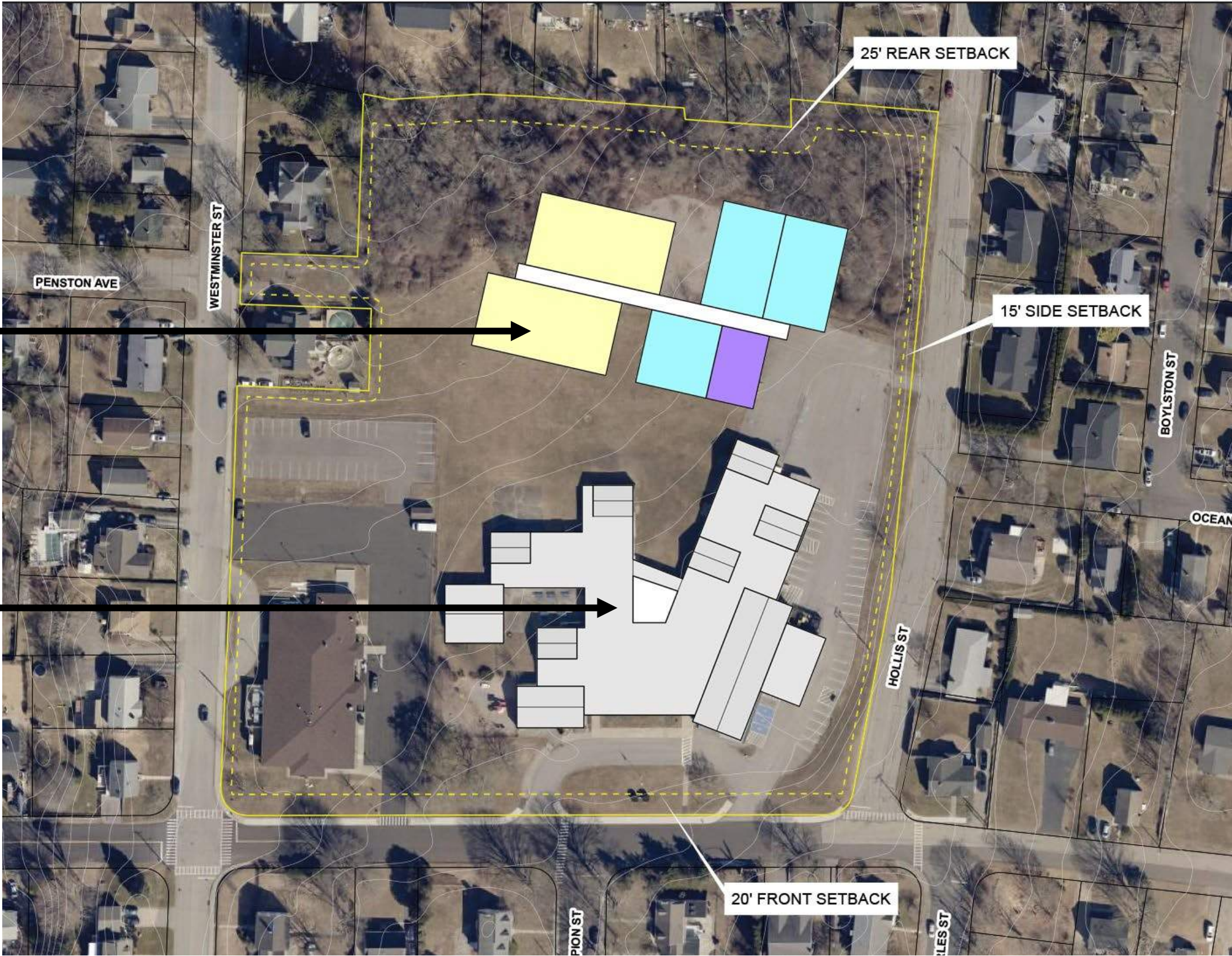
# OPTION B - STATE STREET

**NEW K-4 SCHOOL**

- 52,500 SF
- 300 STUDENTS

**DEMOLISH  
EXISTING SCHOOL**

- CREATE NEW  
PARKING AND  
PLAY AREAS





# OPTION B – STATE STREET

## NEW K-4 SCHOOL

- 52,500 SF
- 300 STUDENTS

## DEMOLISH EXISTING SCHOOL

- CREATE NEW  
PARKING AND  
PLAY AREAS

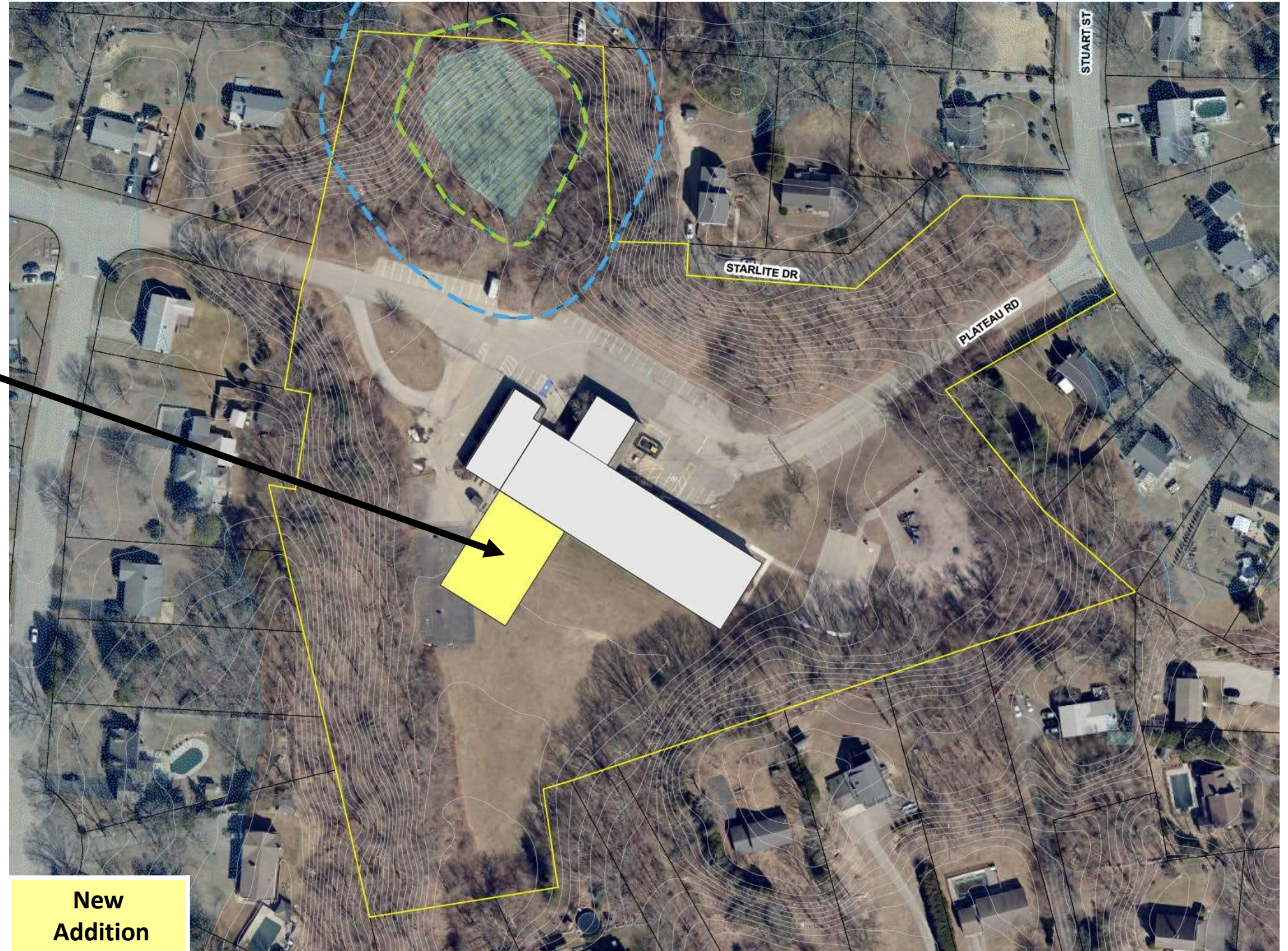




# OPTION B – DUNN'S CORNER

## 12,000 SF ADDITION

- 8,000 SF CLASSROOMS
- 4,000 SF CAFETERIA/KITCHEN
- ADDITIONAL PARKING AND PLAY AREAS FOR INCREASED ENROLLMENT

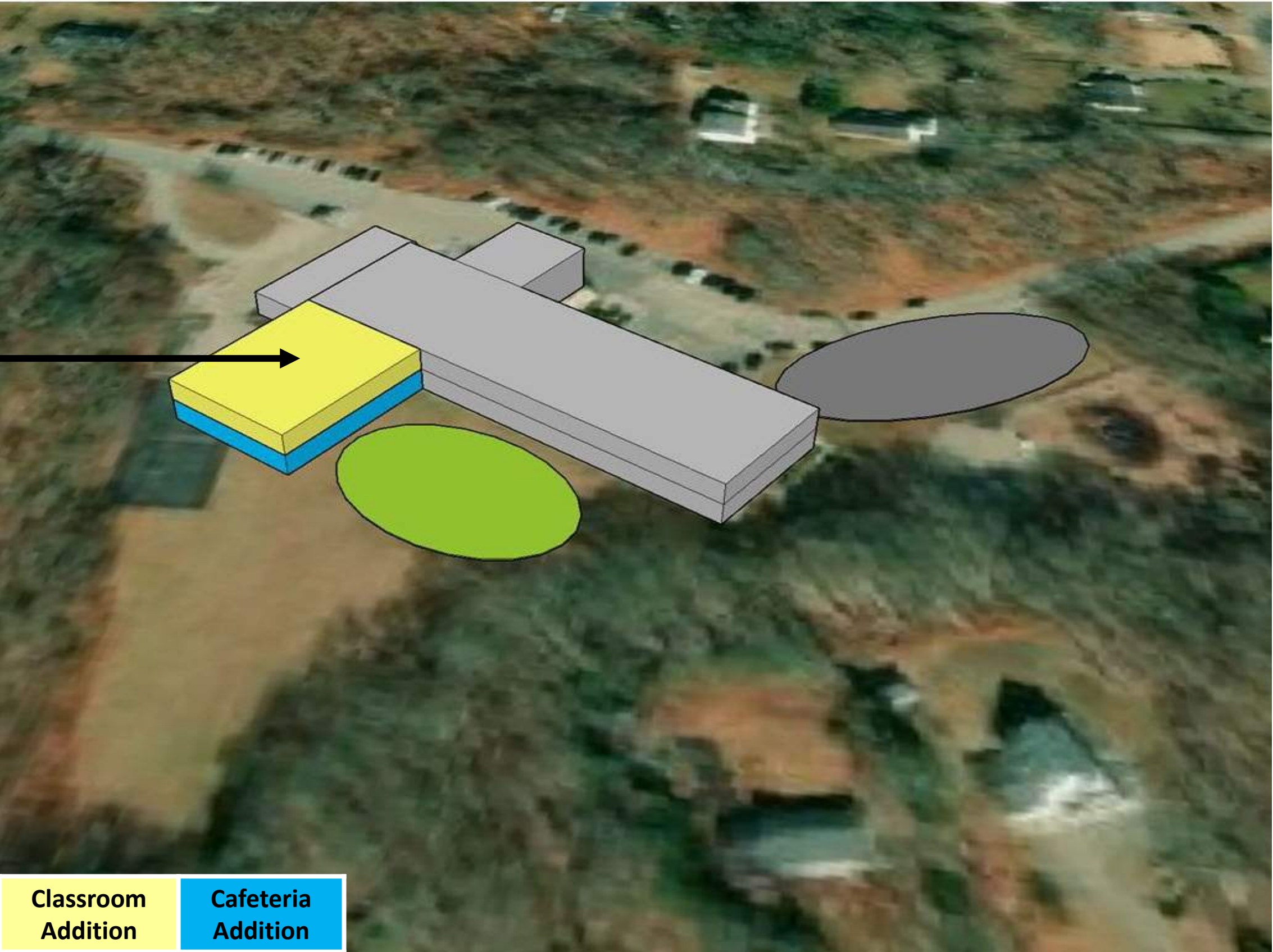




# OPTION B – DUNN’S CORNER

**12,000 SF ADDITIION**

- 8,000 SF CLASSROOMS
- 4,000 SF CAFETERIA/KITCHEN
- ADDITIONAL PARKING AND PLAY AREAS FOR INCREASED ENROLLMENT





# OPTION C



**State Street Elementary (Gr. K-4)**  
**Offline / Potential Future Community Use**

- Close State Street Elementary
- Consolidate Grades K-4 to
  - Dunn’s Corner Elementary
  - Springbrook Elementary



**Dunn’s Corner Elementary (Gr. K-4)**  
**150-Student Addition & Capital Projects**



**Springbrook Elementary (Gr. K-4)**  
**150-Student Addition & Capital Projects**



**Westerly Middle School (Gr. 5-8)**  
**Priority Capital Projects**



**Babcock Hall (Pre-K, Gr. 9-12)**  
**Priority Capital Projects**



# OPTION C

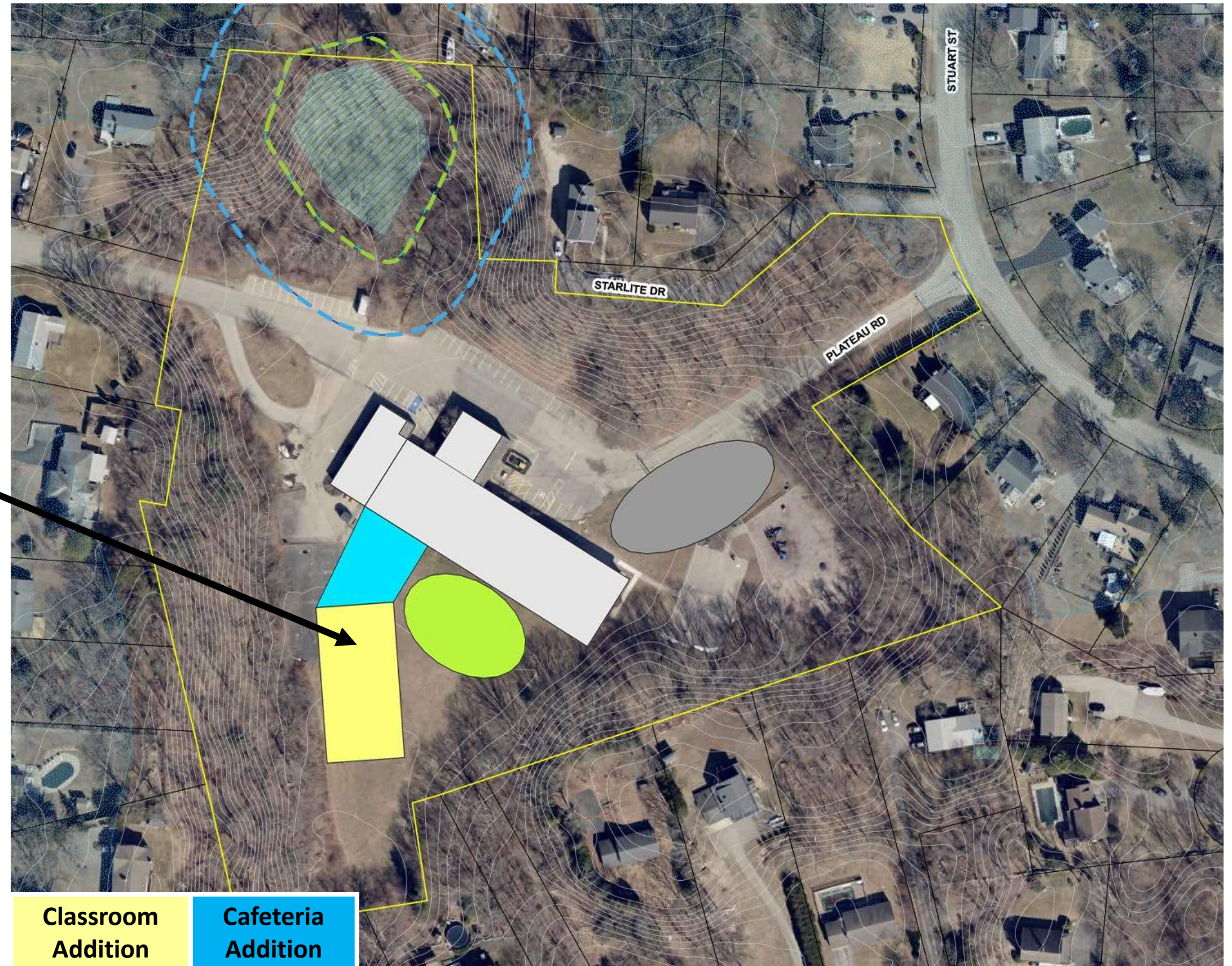
OPTION C - CLOSE STATE STREET						
		STATE STREET	DUNN'S CORNER	SPRINGBROOK	MIDDLE SCHOOL	HIGH SCHOOL
GRADES		NONE	K-4	K-4	5-8	9-12+
EXISTING GSF		49,989	50,337	54,700	200,950	166,312
2022 ENROLLMENT		248	275	268	742	748
2032 ENROLLMENT		0	473	438	731	681
RIDE SF/STUDENT		0	160	165	162	201
RIDE GSF (2032)		0	75,680	72,270	118,422	136,881
DELTA (ADDITION SIZE)		(49,989)	25,343	17,570	(82,528)	(29,431)
CAFETERIA			5,300			



# OPTION C – DUNN'S CORNER

## 30,600 SF ADDITION

- 25,300 SF CLASSROOMS
- 5,300 SF CAFETERIA/KITCHEN
- ADDITIONAL PARKING AND PLAY AREAS FOR INCREASED ENROLLMENT

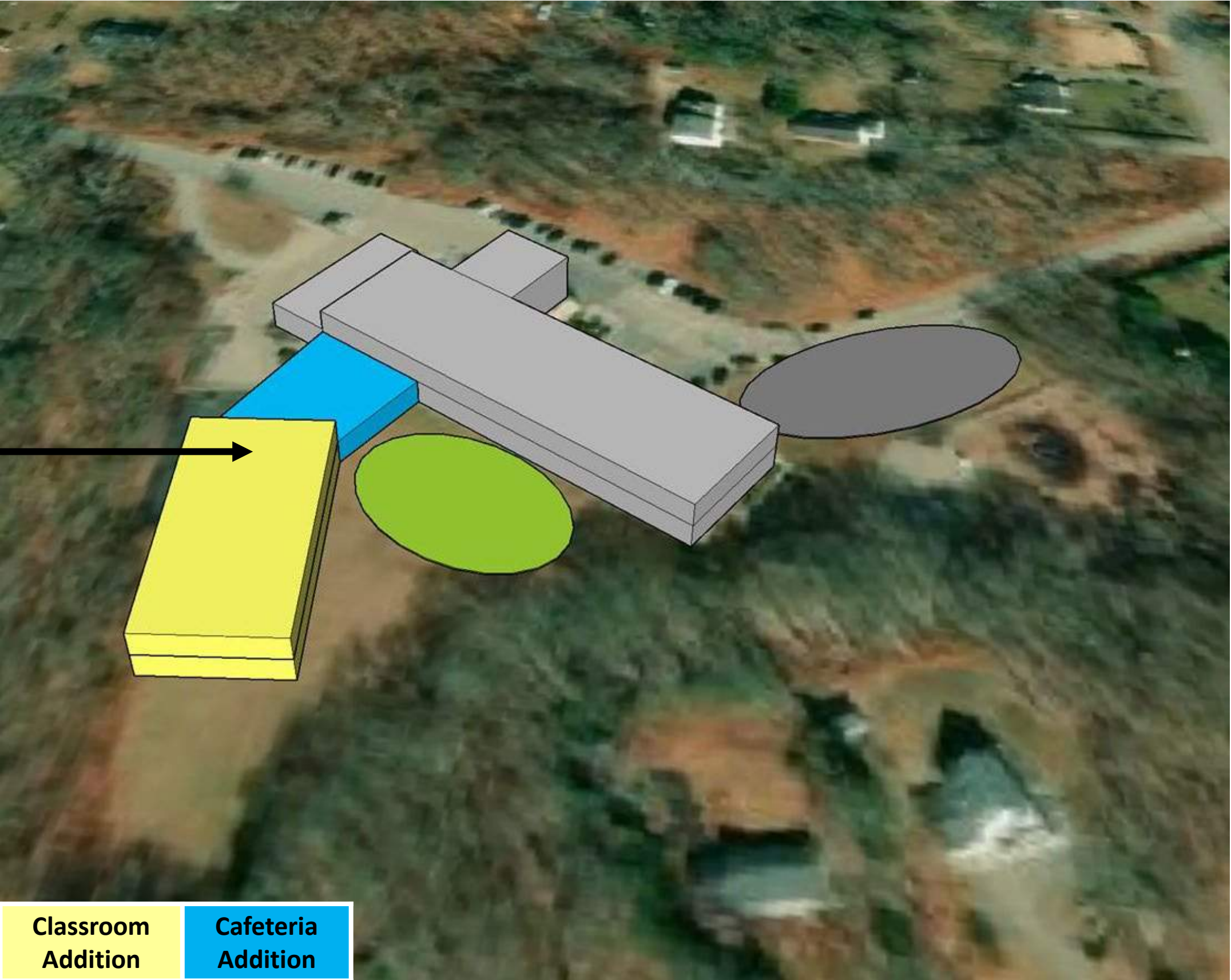




# OPTION C – DUNN’S CORNER

**30,600 SF ADDITIION**

- 25,300 SF CLASSROOMS
- 5,300 SF CAFETERIA/KITCHEN
- ADDITIONAL PARKING AND PLAY AREAS FOR INCREASED ENROLLMENT

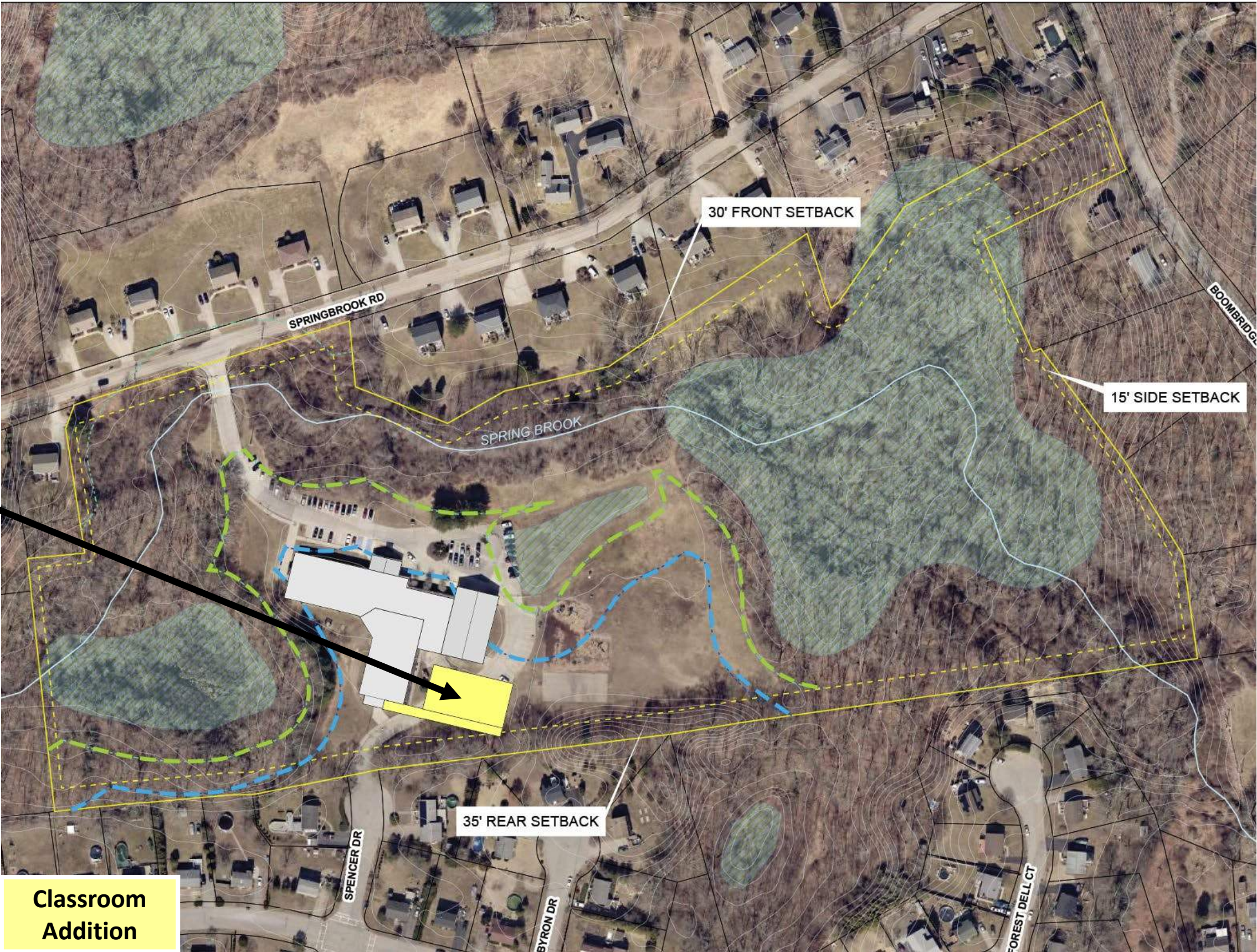




# OPTION C – SPRINGBROOK

**17,500 SF ADDITION**

- CLASSROOMS ONLY
- ADDITIONAL PARKING AND PLAY AREAS FOR INCREASED ENROLLMENT

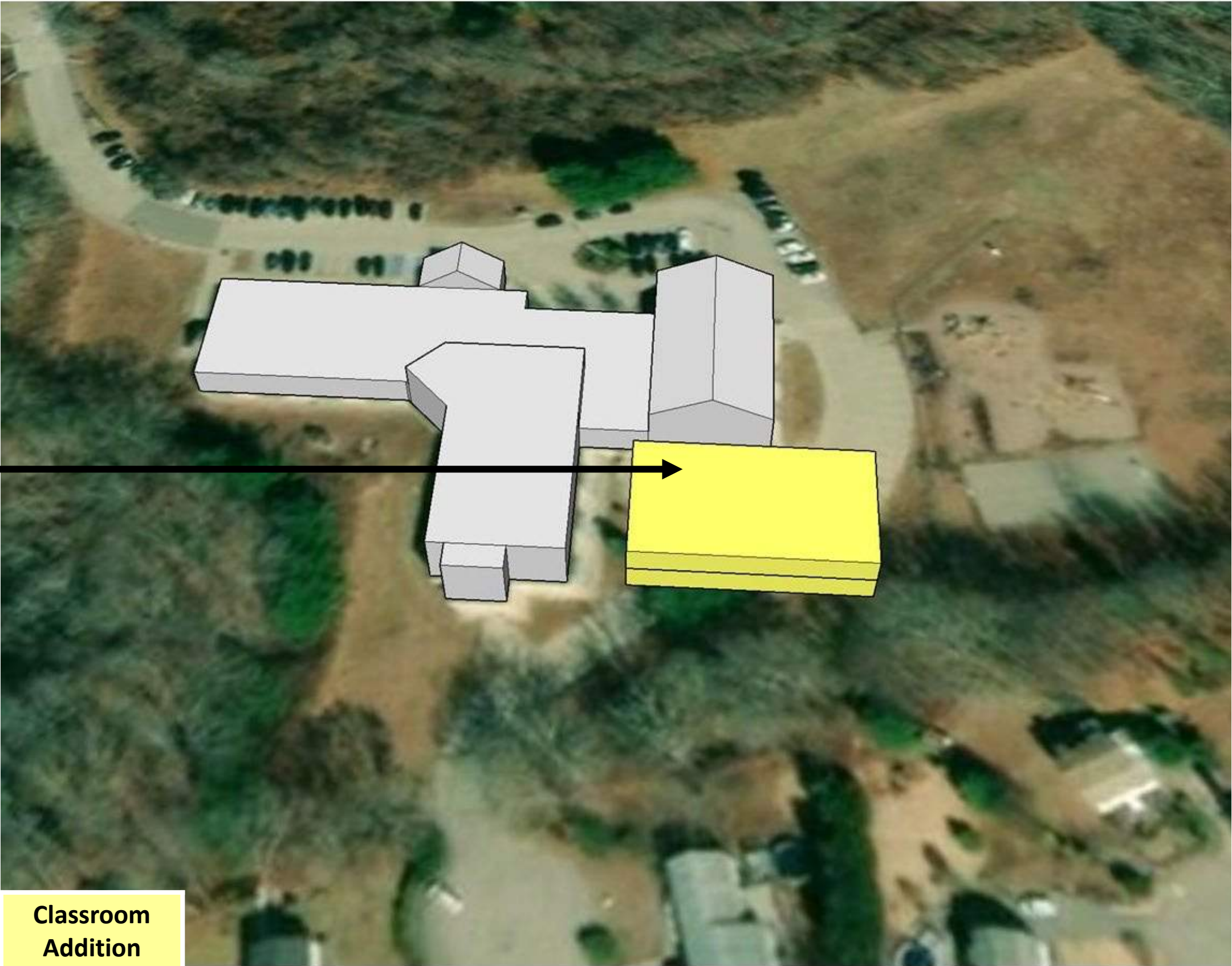




# OPTION C – SPRINGBROOK

**17,500 SF ADDITION**

- CLASSROOMS ONLY
- ADDITIONAL PARKING AND PLAY AREAS FOR INCREASED ENROLLMENT





# OPTION D



**State Street Elementary**  
**Offline / Potential Future Community Use**

- Close State Street Elementary
- Grades K-3 at Dunn's Corner Elementary & Springbrook Elementary
- Grades 4-7 at Westerly Middle School
- Grade 8 at Babcock Hall



**Dunn's Corner Elementary (Gr. K-3)**  
**Create Pathfinder Space** 



**Springbrook Elementary (Gr. K-3)**  
**Create Pathfinder Space** 



**Westerly Middle School (Gr. 4-7)**  
**Priority Capital Projects**

**Babcock Hall (Pre-K, Gr. 8, Gr. 9-12)**  
**Upgrade Babcock for 8<sup>th</sup> Grade**



**Westerly HS – Ward Hall (Gr. 9-12)**  
**Priority Capital Projects**



# OPTION D

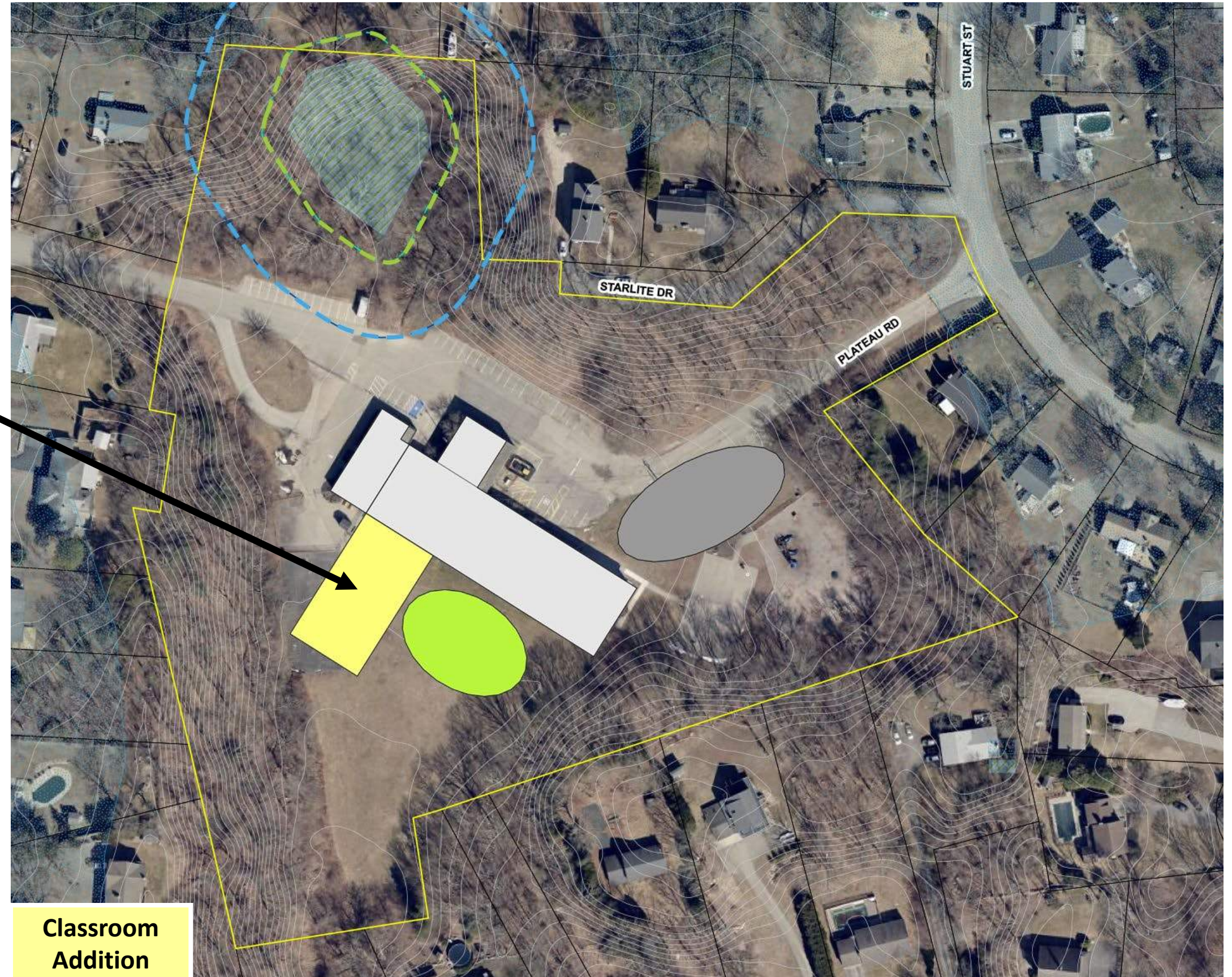
OPTION D - CLOSE STATE STREET, RECONFIGURE GRADES. 8th GRADE TO BABCOCK						
		STATE STREET	DUNN'S CORNER	SPRINGBROOK	MIDDLE SCHOOL	HIGH SCHOOL
GRADES		NONE	K-3	K-3	4-7	9-12+
EXISTING GSF		49,989	50,337	54,700	200,950	166,312
2022 ENROLLMENT		248	275	268	742	748
2032 ENROLLMENT		0	382	347	732	681
RIDE SF/STUDENT		0	171	175	162	201
RIDE GSF (2032)		0	65,322	60,725	118,584	136,881
DELTA (ADDITION SIZE)		(49,989)	14,985	6,025	(82,366)	(29,431)
CAFETERIA			4,700			



# OPTION D – DUNN’S CORNER (K-3)

## 19,700 SF ADDITION

- 15,000 SF CLASSROOMS
- 4,700 SF CAFETERIA/KITCHEN
- ADDITIONAL PARKING AND PLAY AREAS FOR INCREASED ENROLLMENT

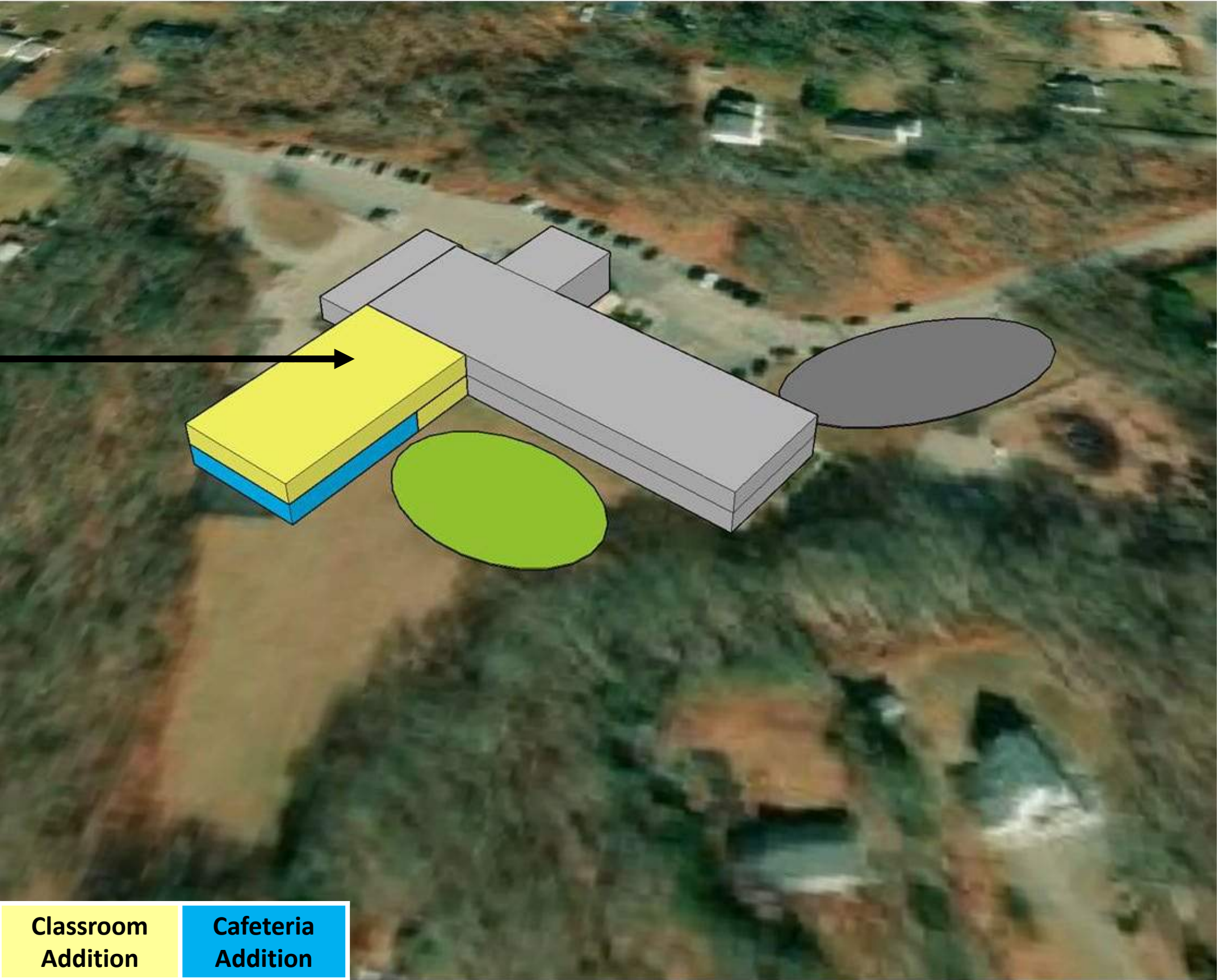




# OPTION D – DUNN’S CORNER (K-3)

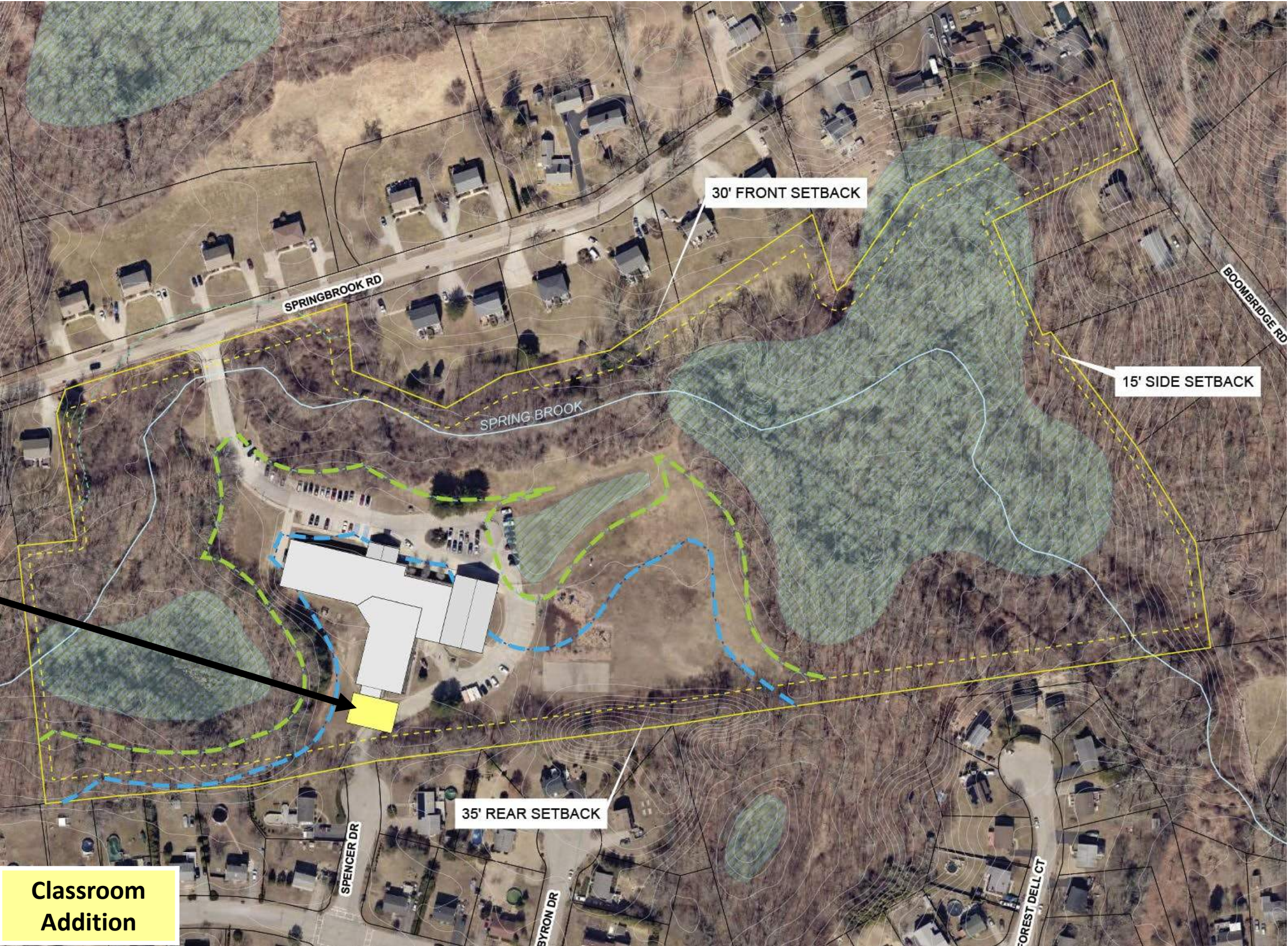
**19,700 SF ADDITIION**

- 15,000 SF  
CLASSROOMS
- 4,700 SF  
CAFETERIA/KITCHEN
- ADDITIONAL  
PARKING AND PLAY  
AREAS FOR  
INCREASED  
ENROLLMENT





# OPTION D – SPRINGBROOK (K-3)



**6,000 SF ADDITION**

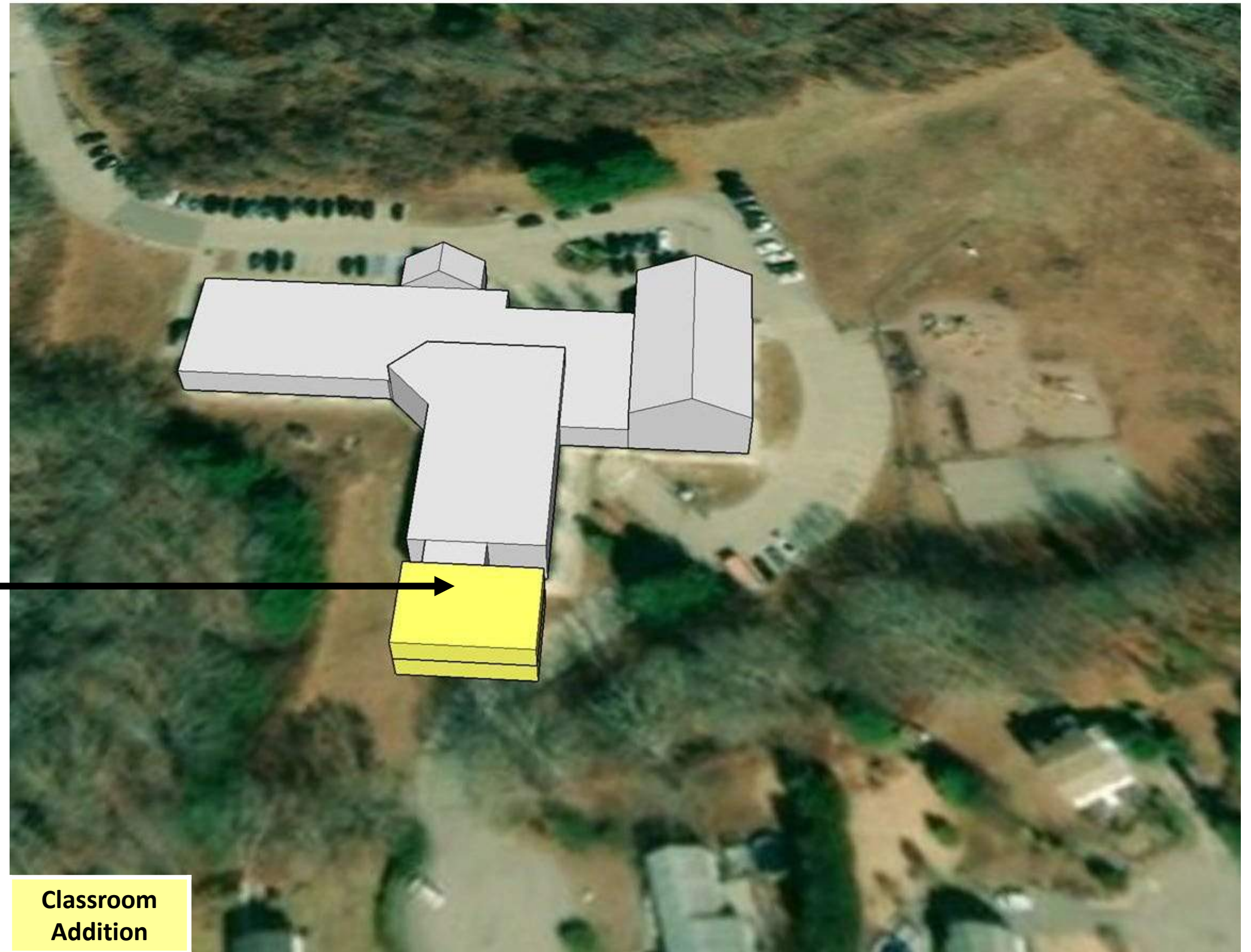
- CLASSROOMS ONLY
- ADDITIONAL PARKING AND PLAY AREAS FOR INCREASED ENROLLMENT



# OPTION D – SPRINGBROOK (K-3)

## 6,000 SF ADDITION

- CLASSROOMS ONLY
- ADDITIONAL PARKING AND PLAY AREAS FOR INCREASED ENROLLMENT





# OPTION D – BABCOCK HALL (PRE-K, BOE, 8<sup>TH</sup>, PATHWAYS, HS)

## CAFETERIA ADDITION

- 8<sup>TH</sup> GRADE CAFE
- ADJACENT TO EXIST CULINARY PROGRAM

## FIRST FLOOR

- BOE OFFICES
- 8<sup>TH</sup> GRADE ADMIN
- PRE-K
- PATHWAYS

## SECOND FLOOR

- EIGHTH GRADE CLASSROOMS
- GYM, AUDITORIUM

## THIRD FLOOR

- COSOLIDATED HIGH SCHOOL ART & MATH CLASSROOMS

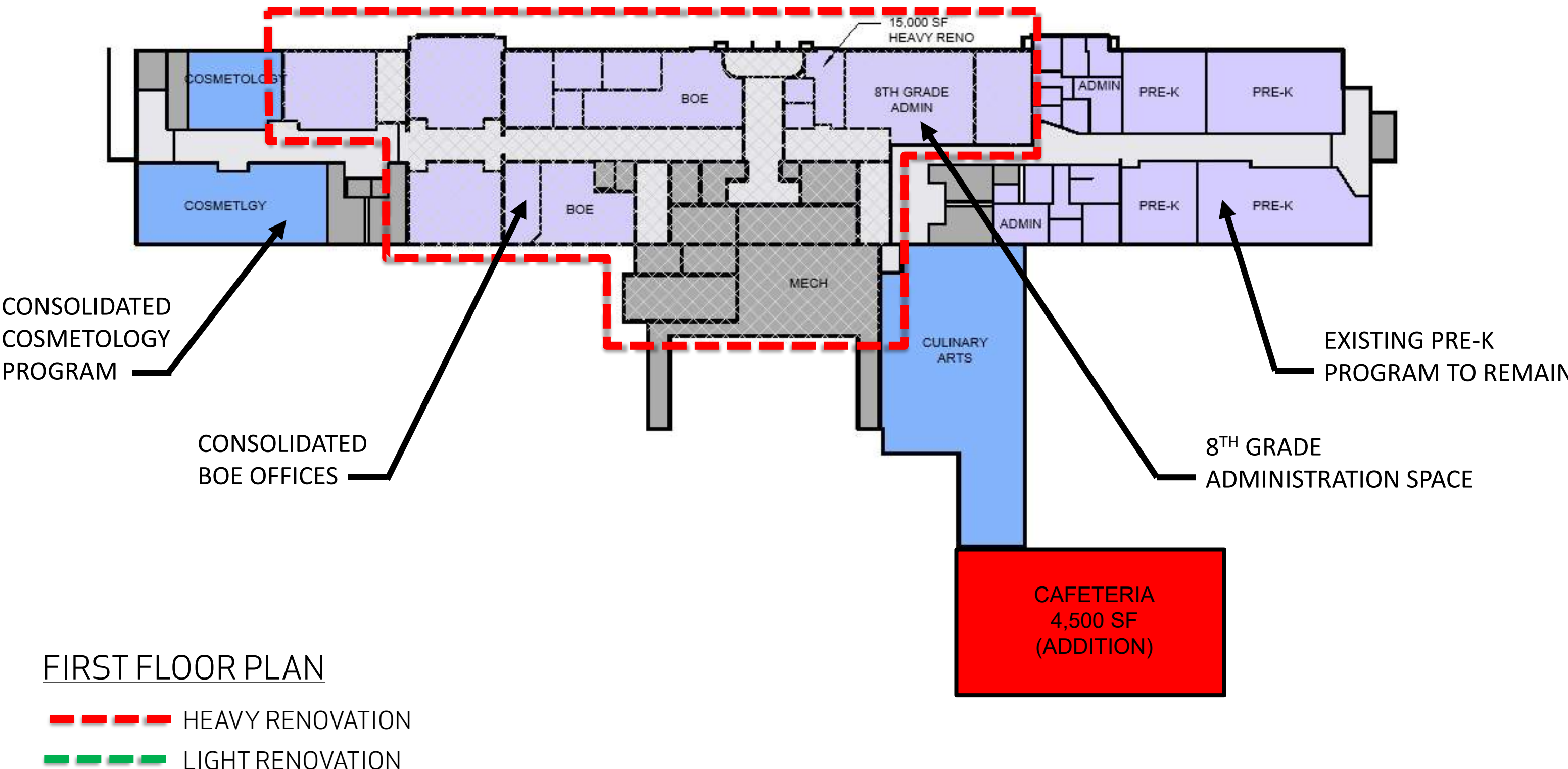
## TBD

- ACCESSIBILITY – ELEVATOR, STAIR REQUIREMENTS
- PROGRAM SEPARATION





# OPTION D – BABCOCK HALL

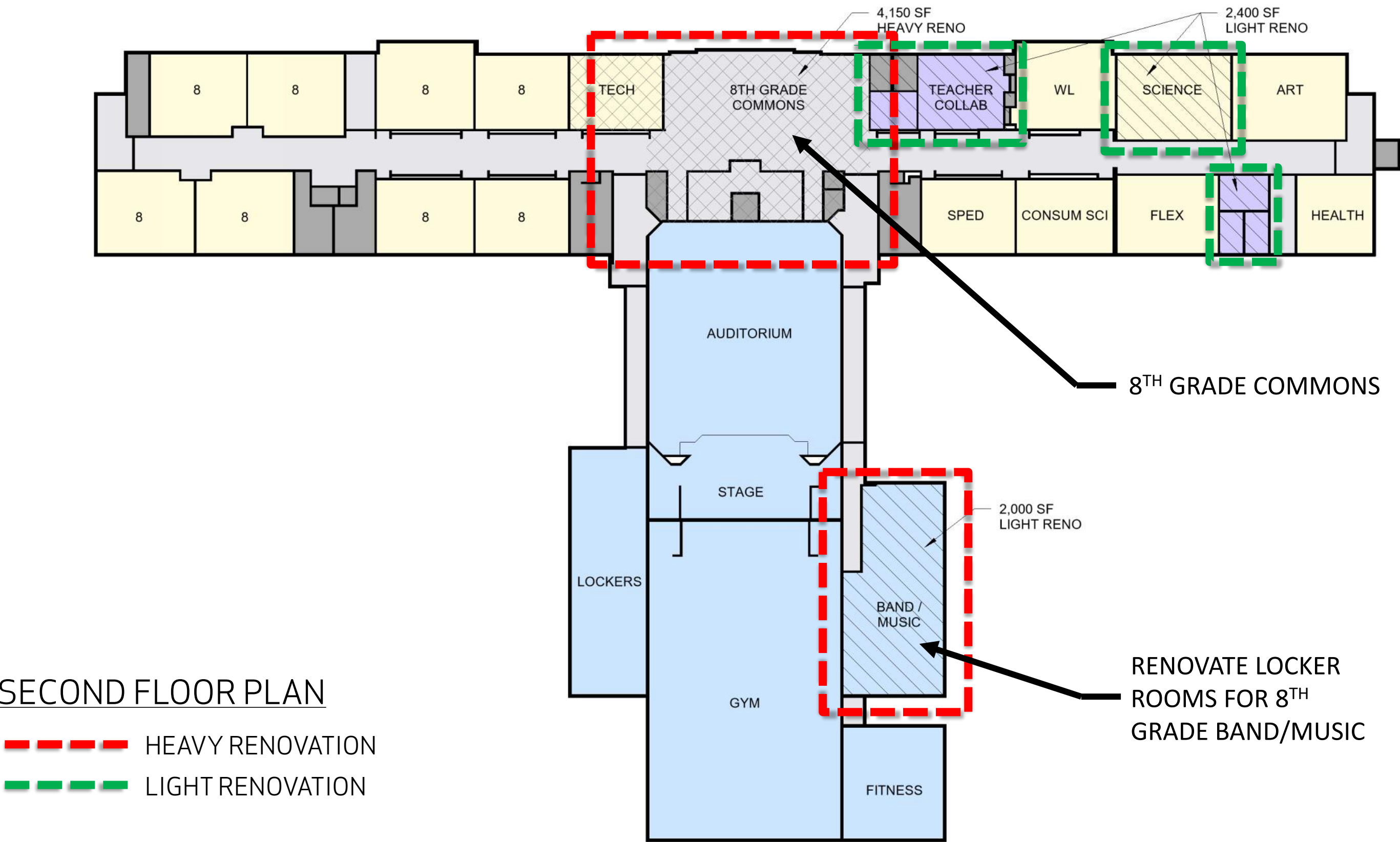


## FIRST FLOOR PLAN

- HEAVY RENOVATION
- LIGHT RENOVATION

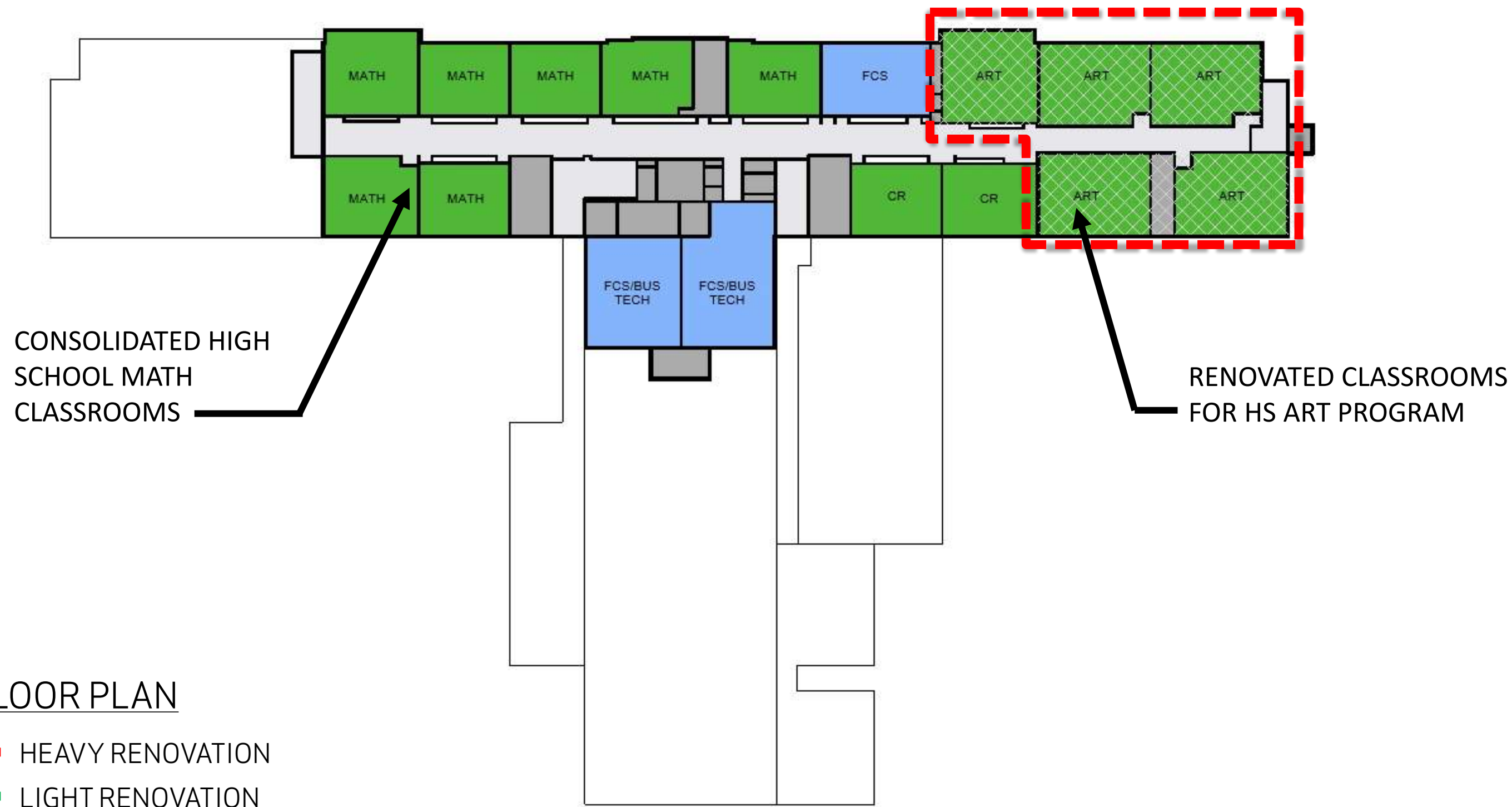


# OPTION D – BABCOCK HALL



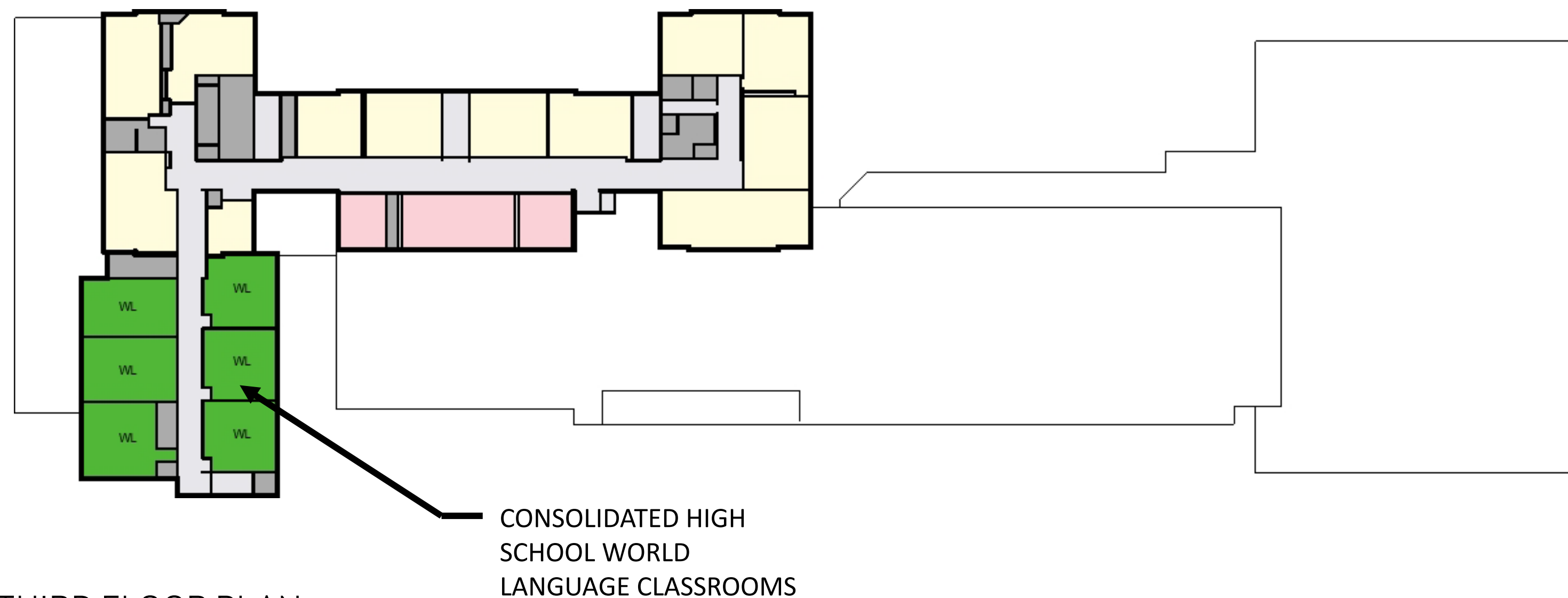


# OPTION D – BABCOCK HALL





# OPTION D – WARD HALL



THIRD FLOOR PLAN

- HEAVY RENOVATION
- LIGHT RENOVATION



# OPTION E



**State Street Elementary**  
**Offline / Potential Future Community Use**

- Close State Street Elementary
- Grades PreK-2 at Dunn's Corner Elementary & Springbrook Elementary
- Grades 3-6 at Westerly Middle School
- Grades 7 & 8 at Babcock Hall



**Dunn's Corner Elementary (Gr. Pre-K-2)**  
**Create Pathfinder Space** 



**Springbrook Elementary (Gr. Pre-K-2)**  
**Create Pathfinder Space** 



**Westerly Middle School (Gr. 3-6)**  
**Priority Capital Projects**

**Babcock Hall (Gr. 7 & 8, Gr. 9-12)**  
**Upgrade Babcock for 8<sup>th</sup> Grade**



**Westerly HS – Ward Hall (Gr. 9-12)**  
**Priority Capital Projects**



# OPTION E

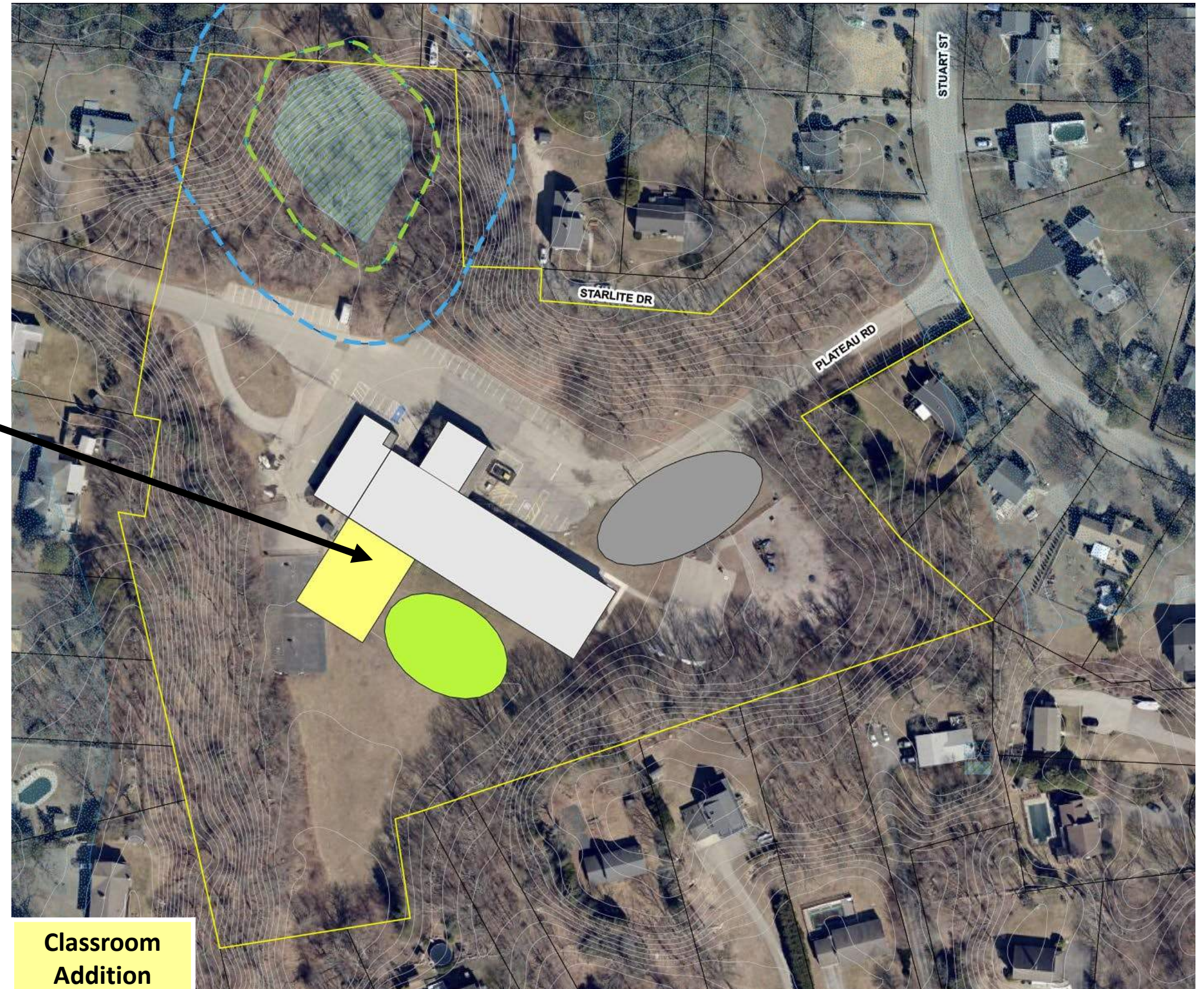
OPTION E - CLOSE STATE STREET, RECONFIGURE GRADES, 7TH & 8TH GRADES TO BABCOCK						
		STATE STREET	DUNN'S CORNER	SPRINGBROOK	MIDDLE SCHOOL	HIGH SCHOOL
GRADES		NONE	PK - 2	PK-2	3-6	9-12+
EXISTING GSF		49,989	50,337	54,700	200,950	166,312
2022 ENROLLMENT		248	275	268	742	748
2032 ENROLLMENT		0	341	314	731	681
RIDE SF/STUDENT		0	175	179	162	201
RIDE GSF (2032)		0	59,675	56,206	118,422	136,881
DELTA (ADDITION SIZE)		(49,989)	9,338	1,506	(82,528)	(29,431)
CAFETERIA			4,300			



# OPTION E – DUNN’S CORNER (PK-2)

## 13,600 SF ADDITION

- 9,300 SF CLASSROOMS
- 4,300 SF CAFETERIA/KITCHEN
- ADDITIONAL PARKING AND PLAY AREAS FOR INCREASED ENROLLMENT

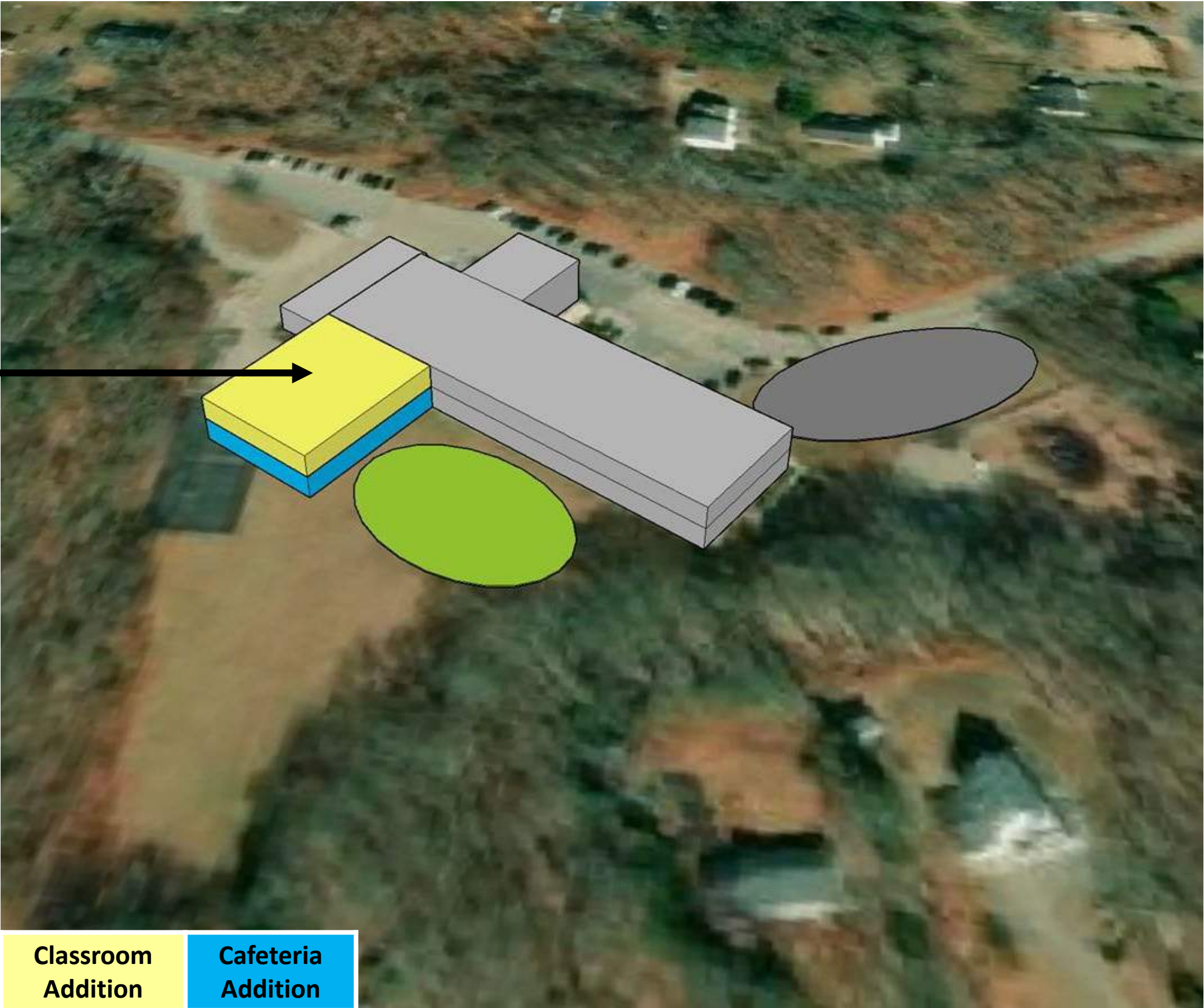




# OPTION E – DUNN’S CORNER (PK-2)

**13,600 SF ADDITION**

- 9,300 SF CLASSROOMS
- 4,300 SF CAFETERIA/KITCHEN
- ADDITIONAL PARKING AND PLAY AREAS FOR INCREASED ENROLLMENT

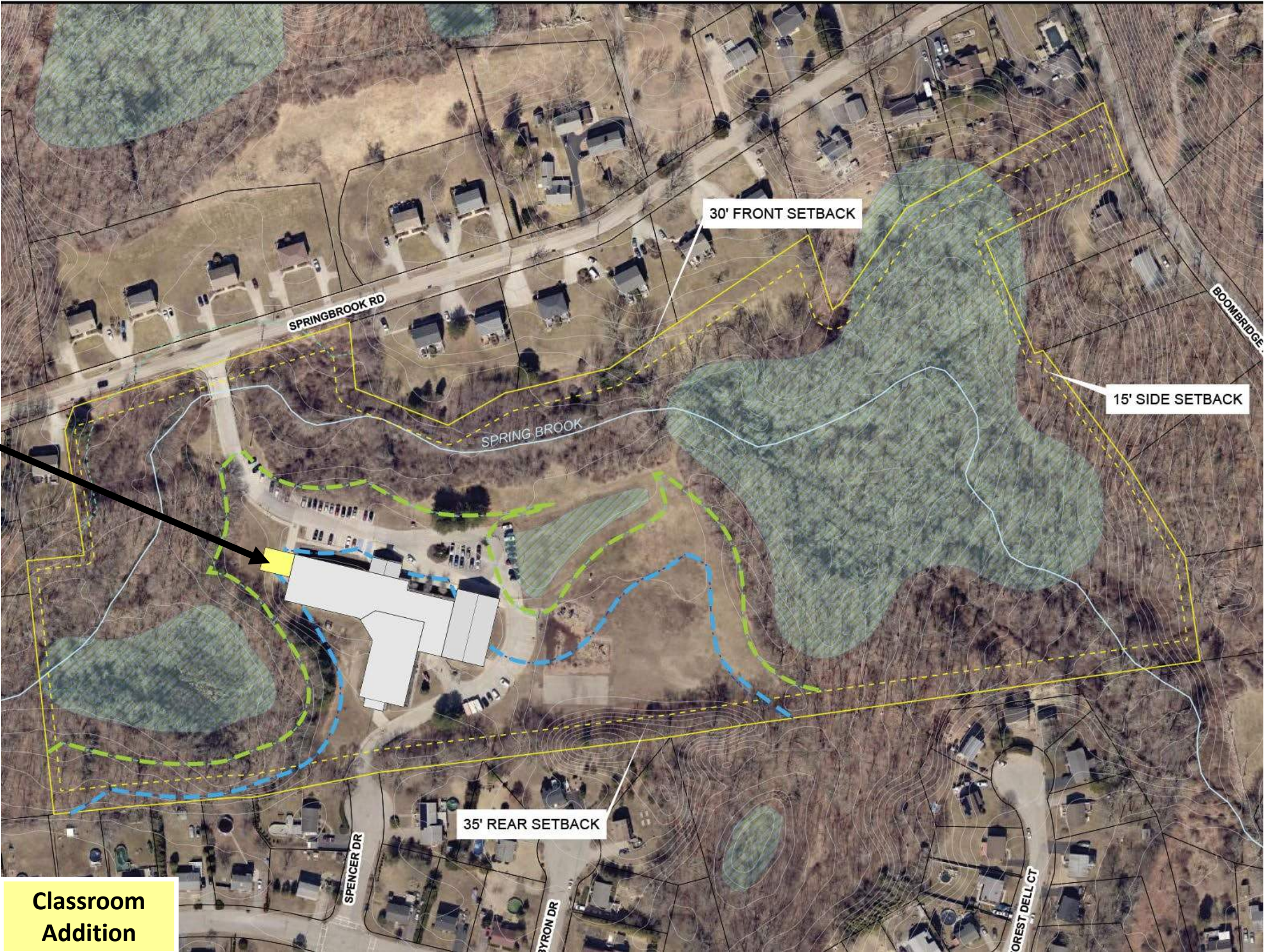




# OPTION E – SPRINGBROOK (PK-2)

**1,500 SF ADDITION**

- CLASSROOMS ONLY
- ADDITIONAL PARKING AND PLAY AREAS FOR INCREASED ENROLLMENT

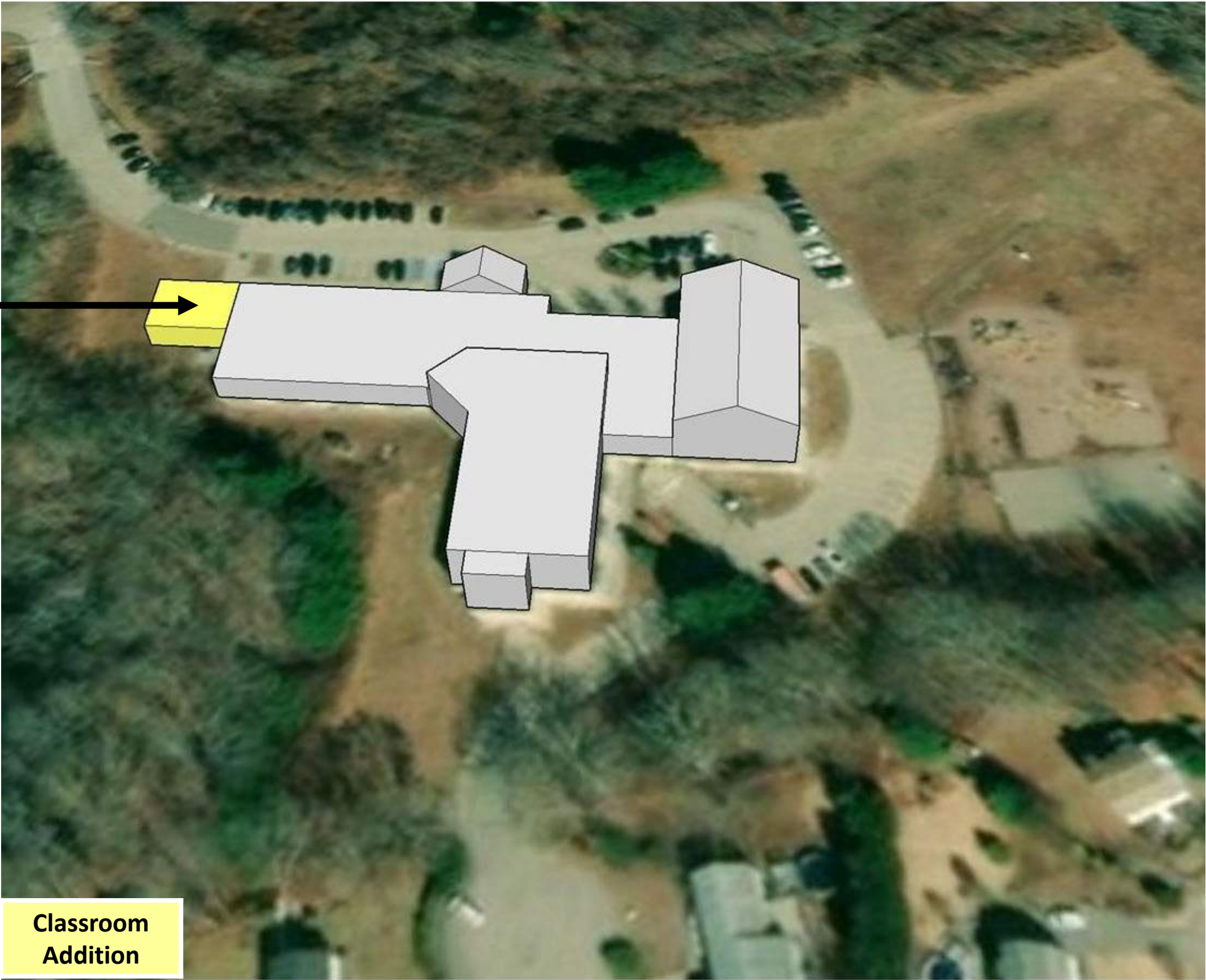




# OPTION E – SPRINGBROOK (PK-2)

## 1,500 SF ADDITION

- CLASSROOMS ONLY
- ADDITIONAL PARKING AND PLAY AREAS FOR INCREASED ENROLLMENT





# OPTION E – BABCOCK HALL (BOE, PATHWAYS, 7<sup>TH</sup> & 8<sup>TH</sup>)

## CAFETERIA ADDITION

- 7/8<sup>TH</sup> GRADE CAFE
- ADJACENT TO CULINARY PROGRAM

## FIRST FLOOR

- 7/8<sup>TH</sup> GRADE ADMIN
- BOE OFFICES
- PATHWAYS

## SECOND FLOOR

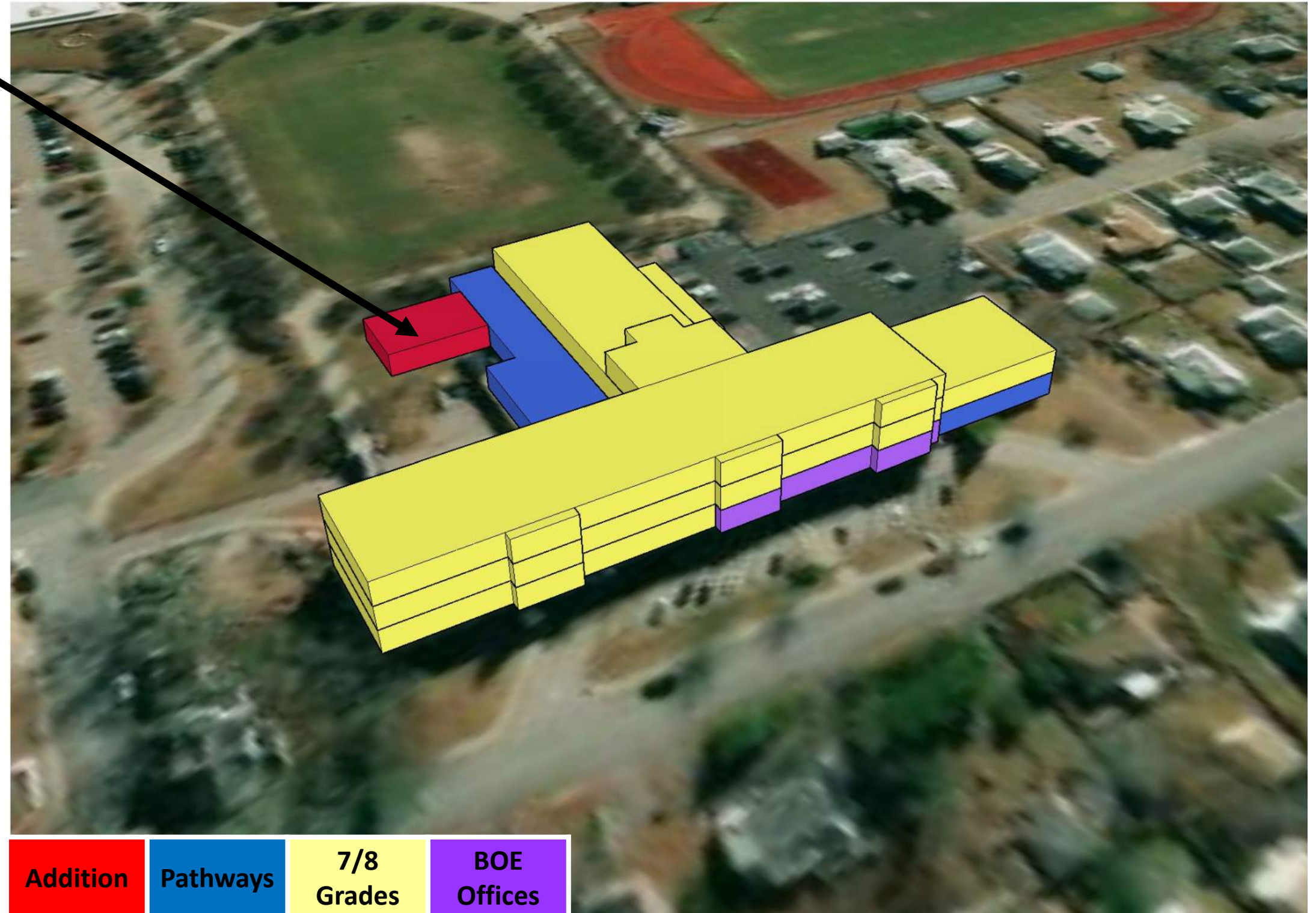
- 7<sup>TH</sup> GRADE COMMUNITY
- ART, SCIENCE, MUSIC & SPECIALS CLASSROOMS
- GYM, AUDITORIUM

## THIRD FLOOR

- 8<sup>th</sup> GRADE COMMUNITY

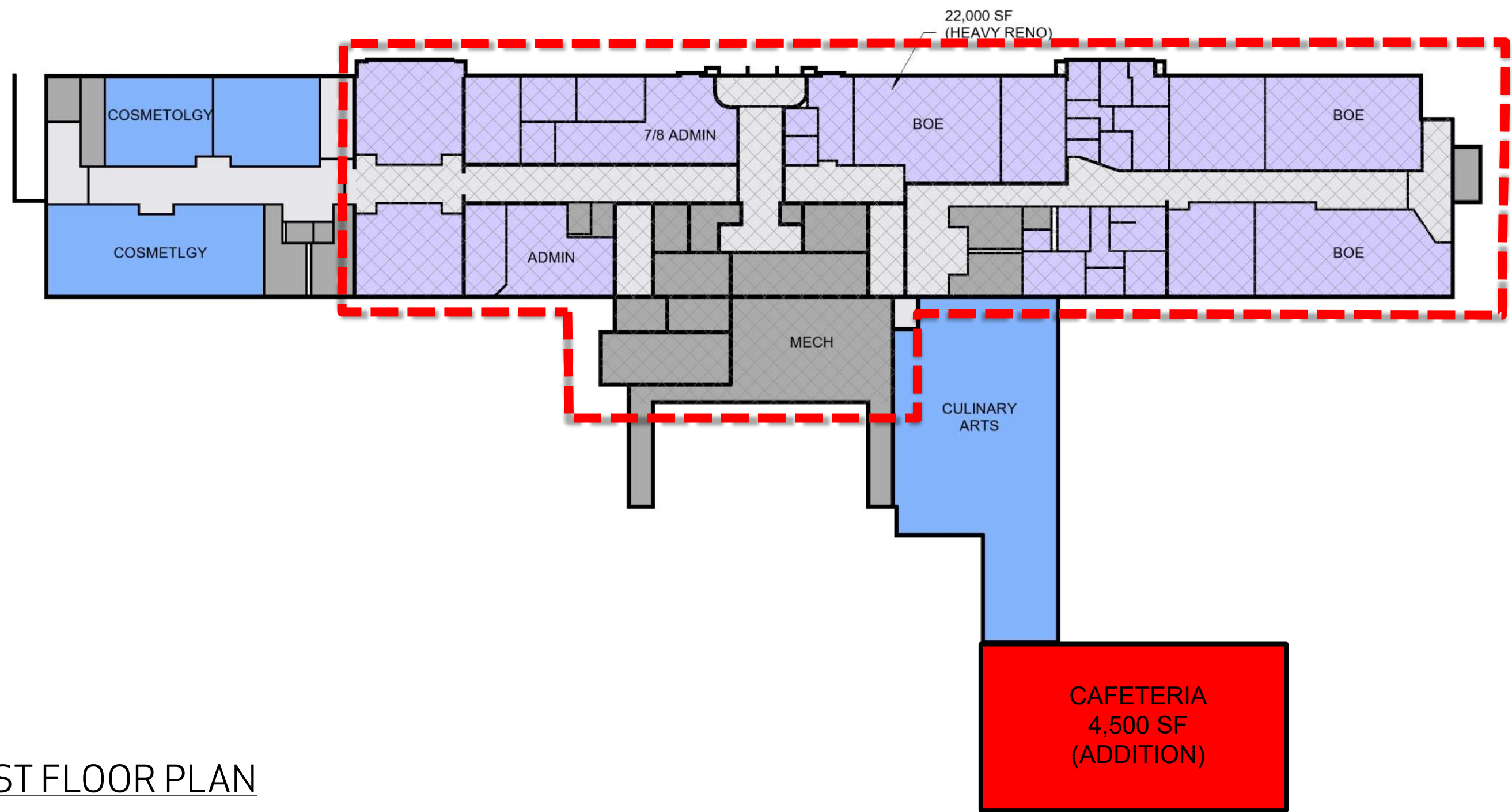
## TBD

- ACCESSIBILITY – ELEVATOR, STAIR REQUIREMENTS
- PROGRAM SEPARATION





# OPTION E – BABCOCK HALL

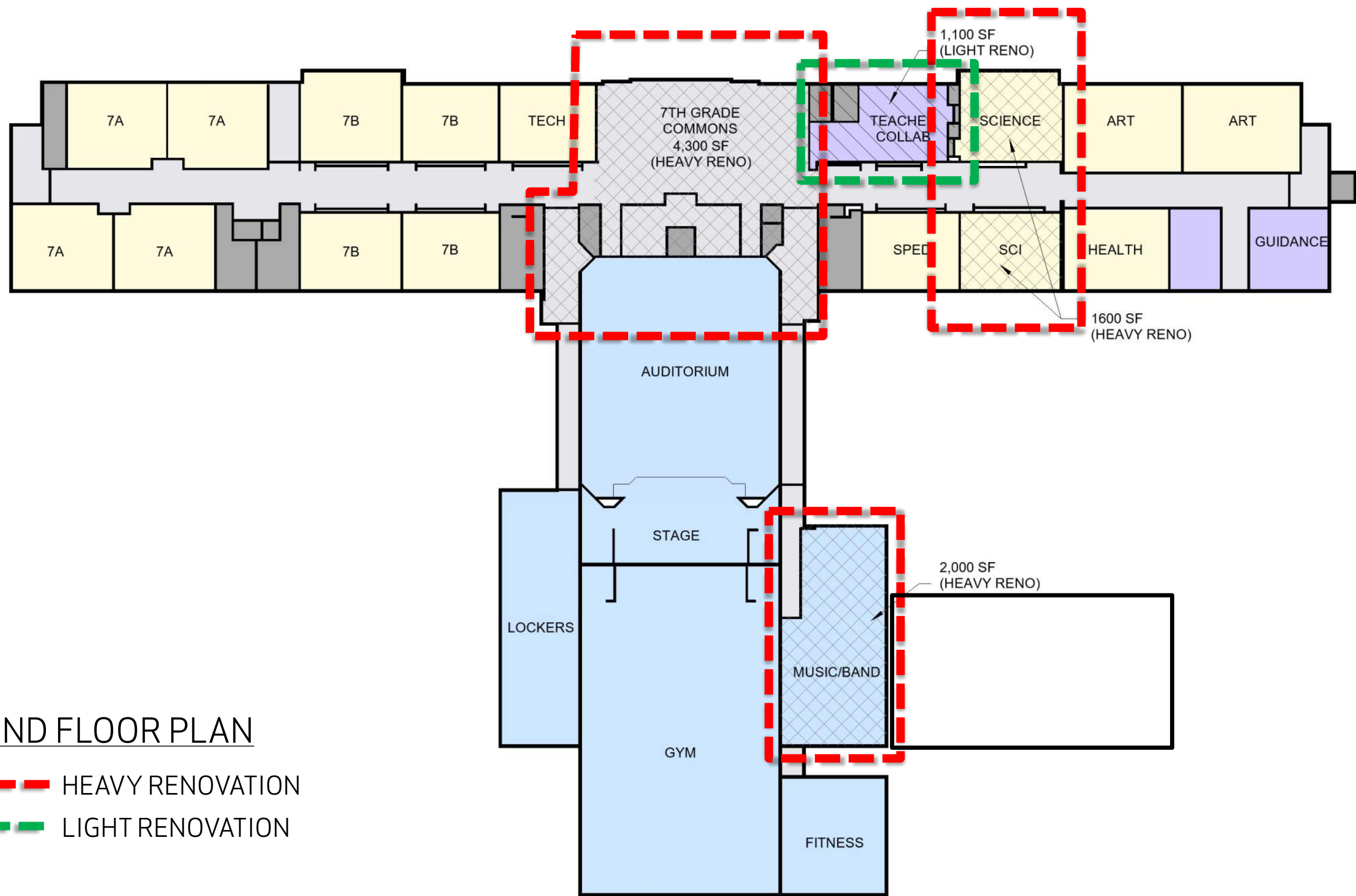


## FIRST FLOOR PLAN

- HEAVY RENOVATION
- LIGHT RENOVATION



# OPTION E – BABCOCK HALL

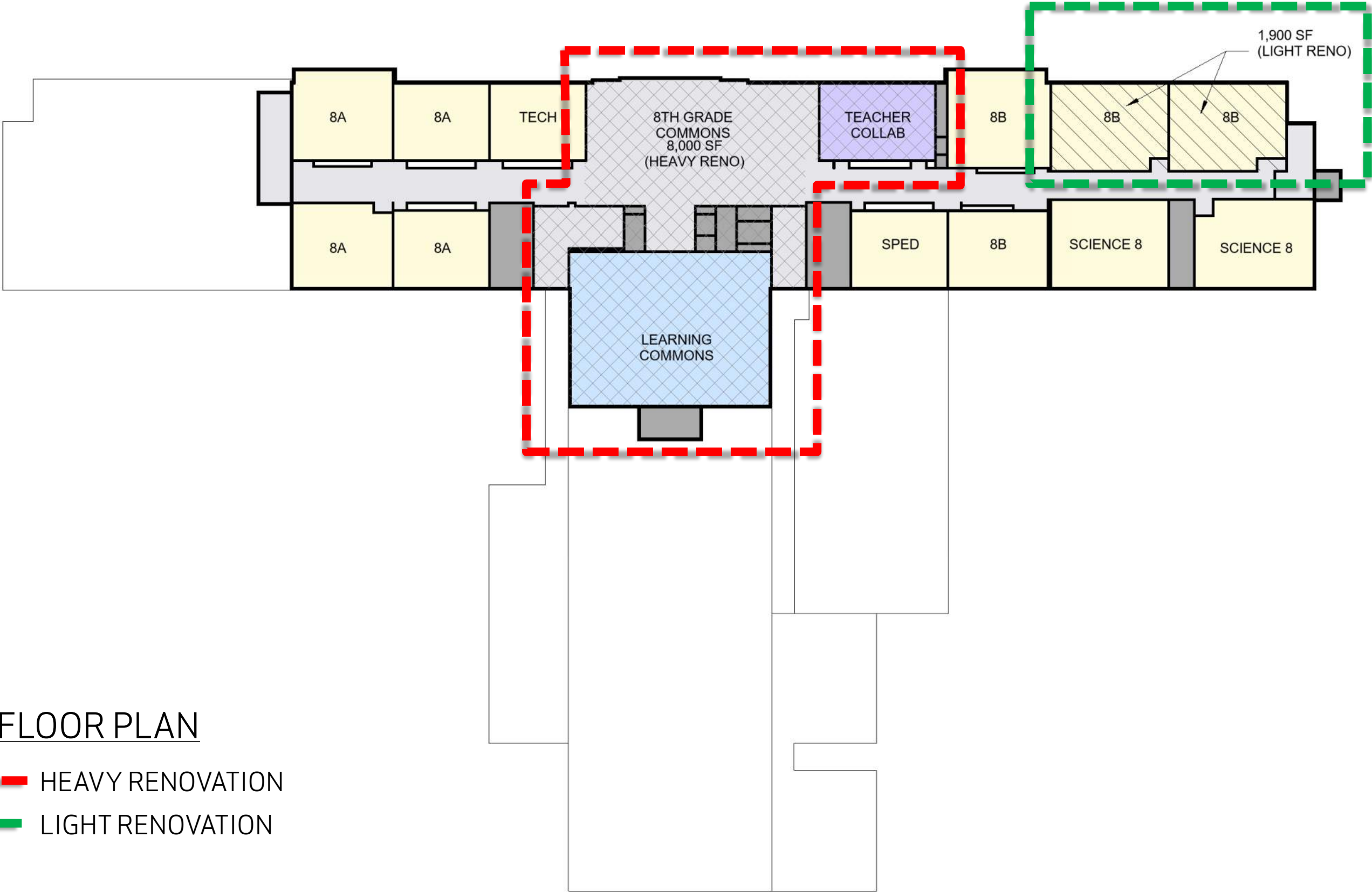


## SECOND FLOOR PLAN

- HEAVY RENOVATION
- LIGHT RENOVATION



# OPTION E – BABCOCK HALL



## THIRD FLOOR PLAN

- HEAVY RENOVATION
- LIGHT RENOVATION



# BABCOCK HALL – UTILIZATION ANALYSIS

			Periods																Utilization (%)		
			1		2		3		4		5		6		7		8				
Classroom No.		Department	T12	T34	T12	T34	T12	T34	T12	T34	T12	T34	T12	T34	T12	T34	T12	T34			
B101 - B106		PK Program																			
B112	☐	Cosmetology	☐	☐			☐	☐	☐	☐									38%		
B113	☐																		0%		
B114	☐																		0%		
B115	☐																		0%		
B116	☐	CSP Resource	☐	☐	☐	☐					☐	☐					☐	☐	50%		
B200	☐																		0%		
B202	☐																		0%		
B203	☐	Art			☐	☐	☐										☐	☐	31%		
B205	☐	WL	☐	☐	☐	☐			☐	☐					☐	☐	☐	☐	63%		
B206	☐	WL									☐	☐							13%		
B208	☐	WL			☐	☐	☐	☐	☐	☐			☐	☐	☐	☐	☐	☐	75%		
B209	☐	WL	☐	☐	☐	☐	☐	☐	☐	☐			☐	☐	☐	☐	☐	☐	88%		
B210	☐	WL							☐	☐	☐	☐					☐	☐	38%		
B211	☐	WL	☐	☐	☐	☐	☐	☐					☐	☐	☐	☐	☐	☐	75%		
B212	☐	Cosmetology	☐	☐									☐	☐			☐	☐	38%		
B215	☐	Art	☐				☐	☐	☐	☐		☐			☐			☐	50%		
B216	☐	Art		☐							☐								13%		
B117	☐																		0%		
B117A (?)	☐																		0%		
B218	☐	Art	☐	☐	☐	☐		☐	☐	☐	☐	☐	☐	☐	☐	☐	☐	☐	94%		
B219	☐	Art	☐	☐					☐	☐							☐	☐	38%		
B300	☐	Math	☐	☐	☐	☐			☐	☐	☐	☐			☐	☐			63%		
B301	☐	Math			☐	☐	☐	☐	☐	☐	☐	☐					☐	☐	63%		
B302	☐																		0%		
B303	☐	Math	☐	☐	☐	☐			☐	☐			☐	☐			☐	☐	63%		
B304	☐	FCS & Bus. Tech								☐		☐			☐	☐			25%		
B305	☐	FCS & Bus. Tech	☐	☐			☐	☐	☐	☐	☐	☐			☐		☐	☐	69%		
B306	☐	Math	☐	☐	☐	☐	☐	☐			☐	☐	☐	☐	☐	☐			75%		
B307	☐	Math													☐	☐	☐	☐	25%		
B308	☐	Math	☐	☐	☐	☐			☐	☐			☐	☐			☐	☐	63%		
B309	☐	Math	☐	☐					☐	☐	☐	☐					☐	☐	50%		
B310	☐																		0%		
B311	☐																		0%		
B313	☐																		0%		
B314	☐	FCS	☐		☐														13%		
B315	☐	Math	☐	☐			☐	☐	☐	☐									38%		
B316	☐	Math	☐	☐	☐	☐	☐	☐					☐	☐	☐	☐			63%		
B317	☐	Math	☐	☐	☐	☐			☐	☐			☐	☐	☐	☐	☐	☐	75%		
BCAFE	☐	Culinary	☐	☐	☐	☐							☐	☐	☐	☐	☐	☐	63%		
Total Classrooms			39																		37%





# OPTION E – WARD HALL

## COMMONS/CLASSROOM ADDITION

- COMMONS, ART, MATH & WORLD LANGUAGE CLASSROOMS
- ADJACENT TO ACADEMIC WING

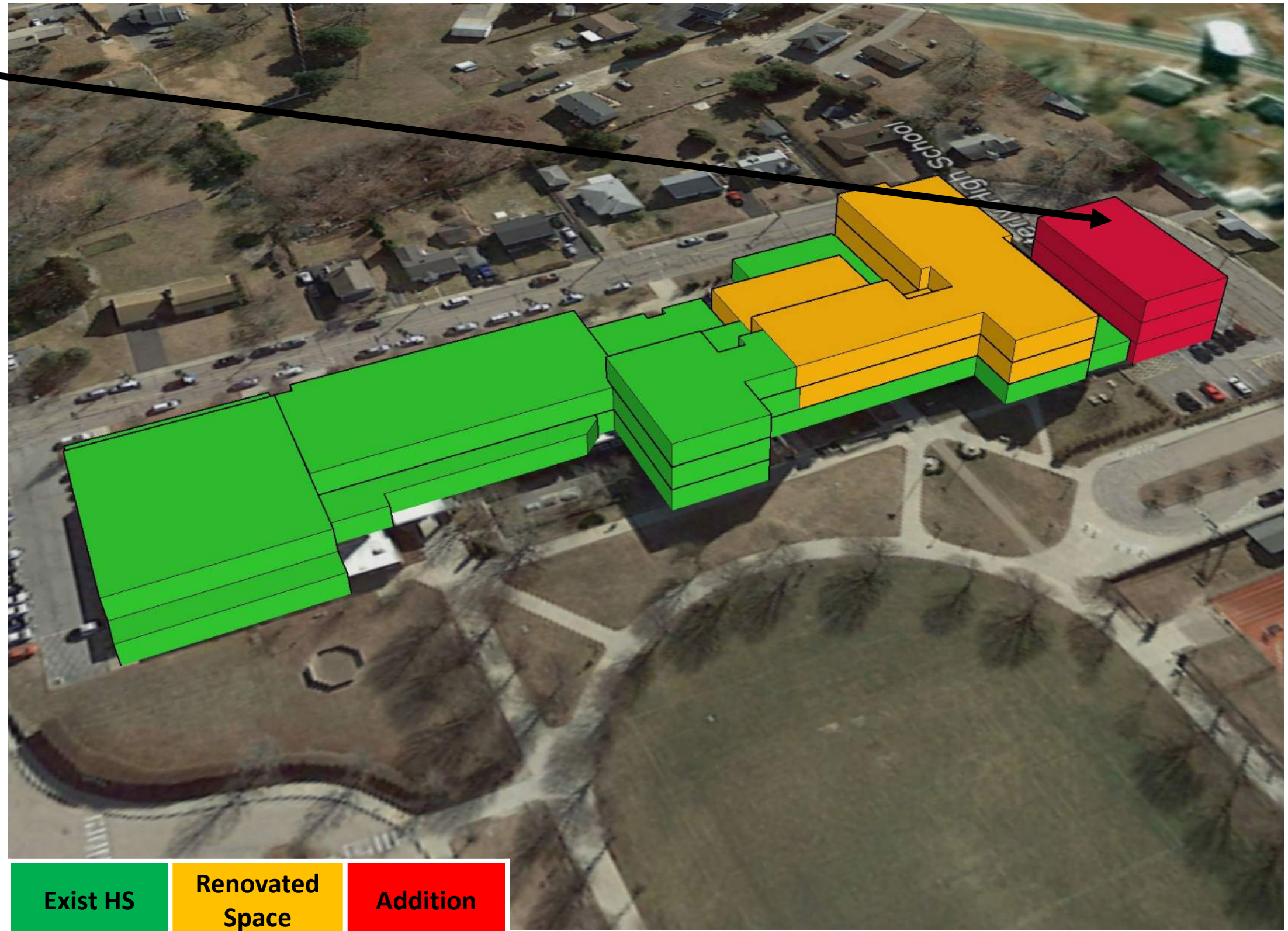
## FIRST FLOOR

- LIBRARY / COMMONS

## SECOND FLOOR

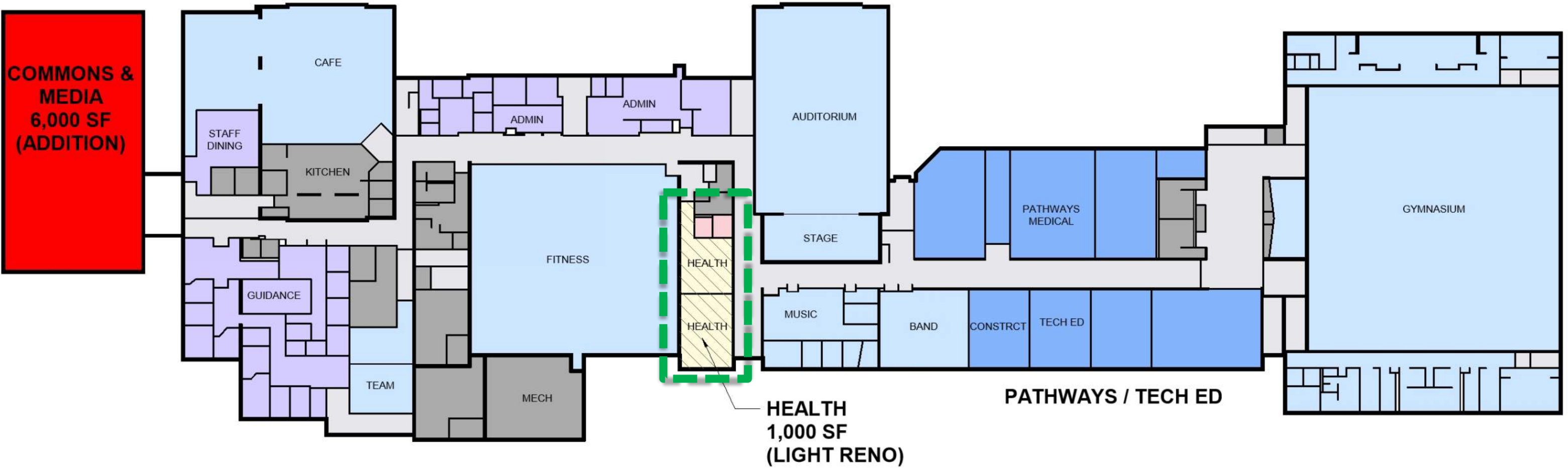
- RENOVATIONS AND ADDITION TO CREATE “STEAM” COMMUNITIES (SCIENCE, MATH, ART)

## THIRD FLOOR





# OPTION E - WARD HALL

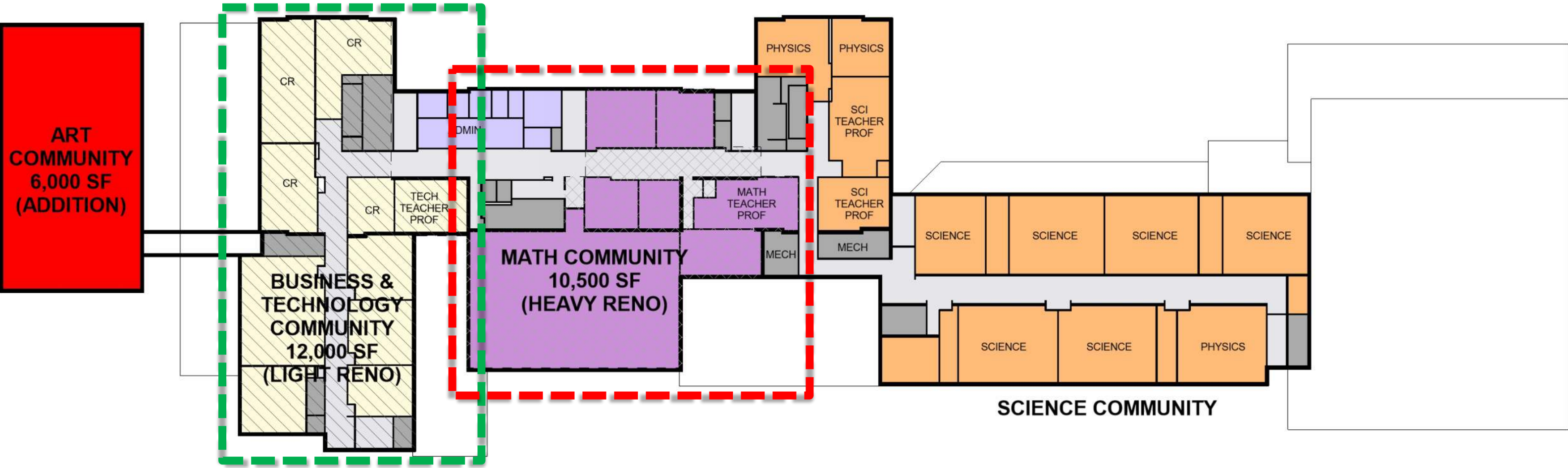


## FIRST FLOOR PLAN

- HEAVY RENOVATION
- LIGHT RENOVATION



# OPTION E – WARD HALL

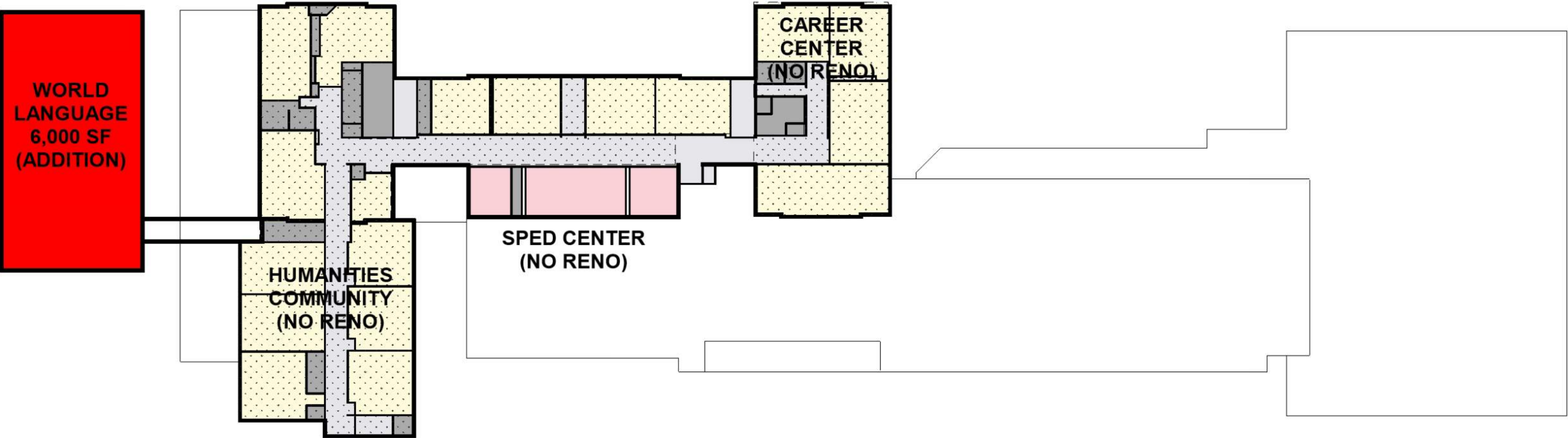


## SECOND FLOOR PLAN

- HEAVY RENOVATION
- LIGHT RENOVATION



# OPTION E - WARD HALL



## THIRD FLOOR PLAN

- HEAVY RENOVATION
- LIGHT RENOVATION

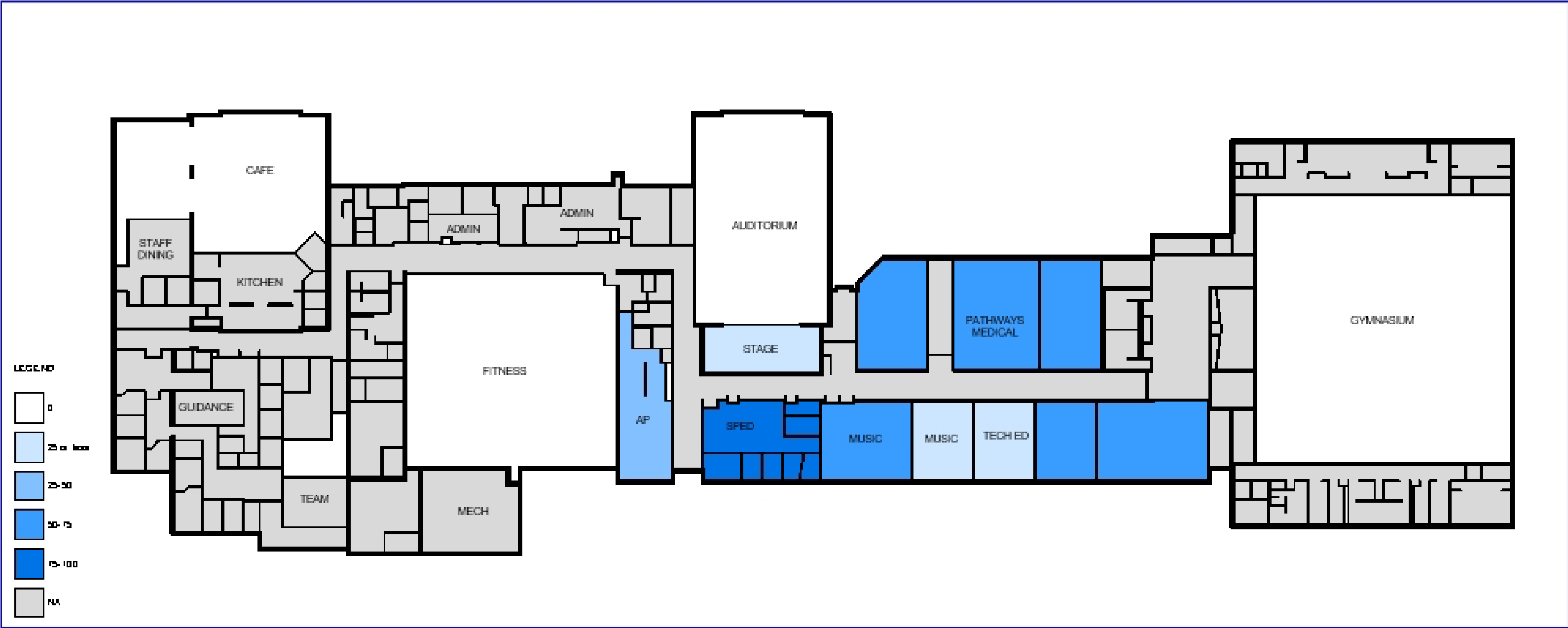


# WARD HALL – UTILIZATION ANALYSIS

			Periods																Utilization	
			1		2		3		4		5		6		7		8		(%)	
Classroom No.		Department	T12	T34	T12	T34	T12	T34	T12	T34	T12	T34	T12	T34	T12	T34	T12	T34		
W101	▣	Medical Pathways	▣	▣	▣	▣			▣	▣	▣	▣	▣	▣	▣	▣			75%	some classes <10 students
W104	▣	Tech Ed	▣	▣	▣	▣			▣	▣			▣	▣	▣	▣	▣	▣	75%	some classes <10 students
W106	▣	Tech Ed	▣	▣			▣	▣	▣	▣	▣	▣					▣	▣	63%	some classes <10 students
W107	▣	Tech Ed											▣	▣					13%	
W108	▣	Tech Ed		▣					▣	▣						▣			25%	
W109	▣	Music	▣	▣	▣				▣	▣			▣	▣	▣	▣	▣	▣	69%	all classes <10 students
W111	▣						▣		▣	▣			▣	▣	▣	▣			44%	all classes <10 students
W200	▣			▣		▣			▣		▣	▣	▣	▣			▣	▣	45%	some classes <10 students
W201	▣		▣	▣	▣	▣			▣						▣		▣	▣	50%	all classes <10 students
W202	▣	English	▣	▣	▣	▣	▣	▣			▣	▣	▣	▣	▣	▣			75%	
W203	▣		▣	▣							▣	▣			▣	▣			38%	all classes <10 students
W204	▣	English	▣	▣	▣	▣			▣	▣		▣	▣	▣	▣	▣			69%	
W205	▣	English					▣	▣					▣	▣			▣	▣	38%	
W206	▣	Science	▣	▣	▣	▣	▣	▣			▣	▣	▣	▣	▣	▣			75%	
W208	▣	Science	▣	▣	▣	▣	▣	▣			▣	▣	▣	▣	▣	▣			75%	
W209	▣	Science			▣	▣	▣	▣	▣	▣			▣	▣	▣	▣	▣	▣	75%	
W211	▣	Science	▣	▣	▣	▣	▣	▣			▣	▣	▣	▣	▣	▣			75%	
W213	▣	Science							▣	▣	▣	▣	▣	▣					38%	
W215	▣	Science	▣	▣			▣	▣	▣	▣	▣	▣	▣	▣			▣	▣	75%	
W216	▣	Science	▣	▣			▣	▣	▣	▣	▣	▣	▣	▣			▣	▣	75%	
W223	▣	Business & Technology	▣		▣	▣					▣	▣							31%	
W224	▣	Business & Technology	▣	▣	▣	▣		▣	▣						▣			▣	50%	
W225	▣	English	▣	▣	▣	▣	▣	▣					▣	▣	▣	▣	▣	▣	75%	
W226	▣	English			▣	▣	▣	▣	▣	▣			▣	▣	▣	▣	▣	▣	75%	some classes <10 students
W227	▣	Business & Technology	▣	▣			▣	▣	▣	▣					▣	▣	▣	▣	63%	some classes <10 students
W228	▣	English	▣	▣	▣	▣			▣	▣			▣	▣	▣	▣	▣	▣	75%	
W229	▣	Science			▣	▣	▣	▣	▣	▣			▣	▣	▣	▣	▣	▣	75%	
W230	▣	English	▣	▣	▣	▣	▣	▣			▣	▣	▣	▣			▣	▣	75%	
W231	▣																		0%	
W300	▣		▣	▣			▣	▣	▣	▣					▣	▣	▣	▣	63%	most classes <10 students
W301	▣	English			▣	▣	▣	▣			▣	▣	▣	▣			▣	▣	63%	most classes <10 students
W302	▣	Social Studies	▣	▣			▣	▣	▣	▣	▣	▣					▣	▣	63%	
W303	▣	Health		▣				▣	▣						▣		▣		31%	
W304	▣	Health	▣	▣	▣	▣			▣	▣	▣	▣			▣		▣	▣	69%	
W305A	▣	Business & Technology									▣	▣							13%	
W306	▣																		0%	
W307	▣	Resource		▣		▣									▣	▣	▣	▣	38%	all classes <10 students
W308	▣																		0%	
W310	▣	Social Studies	▣	▣			▣	▣	▣	▣	▣	▣	▣	▣	▣	▣			75%	
W311	▣																		0%	
W312	▣	Social Studies	▣	▣	▣	▣	▣	▣			▣	▣					▣	▣	63%	
W313	▣																		0%	
W314	▣	Social Studies	▣		▣	▣		▣	▣	▣	▣	▣	▣	▣	▣	▣			75%	some classes <10 students
W315	▣	Social Studies			▣	▣	▣	▣	▣	▣	▣	▣			▣	▣			63%	some classes <10 students
W316	▣	English			▣	▣	▣	▣	▣	▣	▣	▣	▣	▣			▣	▣	75%	some classes <10 students
W318	▣	Social Studies	▣			▣	▣	▣	▣	▣	▣	▣	▣	▣			▣	▣	75%	some classes <10 students
W319	▣	Social Studies	▣	▣			▣	▣	▣	▣						▣	▣	▣	63%	
W320	▣	ESL/English									▣	▣	▣	▣	▣	▣			38%	most classes <10 students
W321	▣	Social Studies	▣	▣	▣	▣	▣	▣			▣	▣					▣	▣	63%	
GYM	▣	PE	▣	▣	▣	▣	▣	▣	▣	▣	▣	▣			▣	▣	▣	▣	88%	
LIB	▣		▣	▣									▣	▣					25%	some classes <10 students
Total Classrooms		51																	53%	



# WARD HALL – UTILIZATION ANALYSIS



WARD HALL – FIRST FLOOR



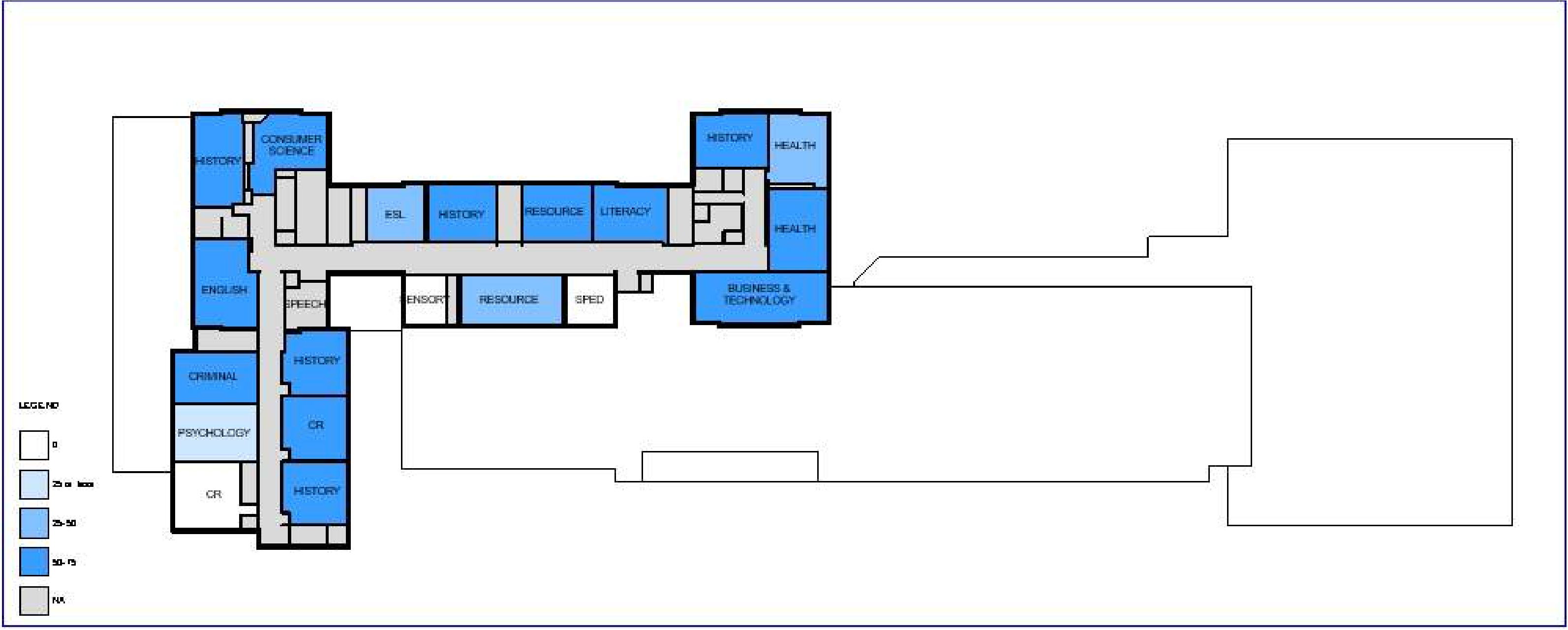
# WARD HALL - UTILIZATION ANALYSIS



WARD HALL - SECOND FLOOR



# WARD HALL - UTILIZATION ANALYSIS



WARD HALL - THIRD FLOOR



# OPTIONS COMPARISON

	OPTION A	OPTION B	OPTION C	OPTION D	OPTION E
<b>State Street Elementary School</b>	Gr. K-4 Capital Projects	Gr. K-4 New 300 Student Elementary School	Close School Potential Future Community Use	Close School Potential Future Community Use	Close School Potential Future Community Use
<b>Dunn's Corner Elementary School</b>	Gr. K-4 Capital Projects	Gr. K-4 Renovations for Educational Adequacy & Capital Projects	Gr. K-4 150 Student Addition and Capital Projects	Gr. K-3 Renovations for Educational Adequacy & Capital Projects	Gr. PK-2 Small Addition and Capital Projects
<b>Springbrook Elementary School</b>	Gr. K-4 Capital Projects	Gr. K-4 Renovations for Educational Adequacy & Capital Projects	Gr. K-4 150 Student Addition and Capital Projects	Gr. K-3 Renovations for Educational Adequacy & Capital Projects	Gr. PK-2 Small Addition and Capital Projects
<b>Westerly Middle School</b>	Gr. 5-8 Capital Projects	Gr. 5-8 Priority Capital Projects	Gr. 5-8 Priority Capital Projects	Gr. 4-7 Priority Capital Projects	Gr. 3-6 Priority Capital Projects
<b>Westerly High School (Ward Hall)</b>	Gr. 9-12 Capital Projects	Gr. 9-12 Priority Capital Projects	Gr. 9-12 Priority Capital Projects	Gr. 9-12 Priority Capital Projects	Gr. 9-12 Priority Capital Projects
<b>Babcock Hall</b>	BOE, Pre-K, Gr. 9-12 Capital Projects	BOE, Pre-K, Gr. 9-12 Priority Capital Projects	BOE, Pre-K, Gr. 9-12 Priority Capital Projects	BOE, Pre-K, Gr. 8-12 Renovations for Separate 8 <sup>th</sup> Grade Academy & Capital Projects	Gr. 7-8 Renovations for Separate 7/8 <sup>th</sup> Grade Academy & Capital Projects



# ORDER OF MAGNITUDE ESTIMATES - PROJECT COST

	Option B	Option C	Option D	Option E
State Street	\$34,912,932	\$0	\$0	\$0
Dunn's Corner	\$7,446,637	\$20,995,451	\$13,644,059	\$9,578,977
Springbrook	\$0	\$11,670,856	\$4,002,101	\$1,000,359
Middle School	\$0	\$0	\$0	\$0
Ward Hall	\$0	\$0	\$0	\$21,589,882
Babcock Hall	\$0	\$0	\$15,271,503	\$25,040,796
Total School Construction	\$42,359,569	\$32,666,307	\$32,917,662	\$57,210,014
Augeri Field & Quad	\$4,100,000	\$4,100,000	\$4,100,000	\$4,100,000
Total w/Field & Quad	\$46,459,569	\$36,766,307	\$37,017,662	\$61,310,014

Project costs per square foot were developed based on a review of a variety of school project cost data from completed Rhode Island projects, similar Massachusetts and Connecticut K-12 schools.

Escalation was calculated to the projected mid point of construction and was assumed to be the following per year:  
10% (2022-2023), 4.5% (2023-2024), 4.5% (2024-2025)



# EVALUATION OF THE OPTIONS

	OPTION B	OPTION C	OPTION D	OPTION E
GRADE CONFIGURATIONS	K-4 / 5-8 / 9-12	K-4 / 5-8 / 9-12	K-3 / 4-7/ 8 / 9-12	PK-2 / 3-6 / 7-8 / 9-12
Cost (For space needs)	Good	Good	Good	Poor
Educational Adequacy / Modernization	Poor	Good	Good	Good
Facilities Management / CAPEX Projects	Fair	Good	Good	Fair
Increased Utilization	Fair	Fair	Good	Excellent
Regulatory / Enviro /Site Constraints	Good	Poor	Fair	Good
Site Circulation	Good	Poor	Fair	Good
Existing Building Conditions	Fair	Fair	Good	Fair
Other?				